



Shui On Land Limited

(stock code: 272 HK)

2008 Interim Results

For the six months ended 30 June 2008

August 2008

Member of Shui On Group

www.shuionland.com

Agenda

- Major Achievements in the First Half of 2008
- Key Financial Highlights
- Review of Operations
 - Property Sales
 - Property Investment
 - Strategic Partnerships
- Project Schedule
- Debt Schedule & Capital Commitments
- Landbank Analysis & Update on Land Acquisition Plan
- Market Outlook



Major Achievements in the First Half of 2008

Solid sales performance and increasing rental income

- **Turnover** was **RMB2,184 million** or **HK\$2,381 million** (1H07: RMB2,178 million or HK\$2,200 million).
- A total of **36,400 sq.m.** of residential GFA or **224 units** were sold, giving rise to a turnover from property sales of **RMB1,879 million** (1H07: 46,400 sq.m. or 263 units and property sales turnover of RMB1,943 million).
- Property investment turnover increased by **34%** to **RMB287 million** (1H07: RMB214 million). The size of our investment property portfolio increased to 262,000 sq.m. of leasable GFA (31 December 2007: 253,000 sq.m.)
- **Profit attributable to shareholders** was **RMB1,778 million** or **HK\$1,938 million**, an increase of **62%** over 1H07 (1H07: RMB1,098 million or HK\$1,109 million).
- Excluding the effect of revaluation of investment properties and fair value adjustment on derivative financial instruments, the **underlying profit attributable to shareholders** was **RMB1,577 million** or **HK\$1,719 million**, an increase of **70%** over that of the corresponding period in 2007 (1H07: RMB930 million or HK\$939 million).

Note: Except for dividend per share which is originally denominated in HK dollar, all of the HK dollar figures presented above are shown for reference only and have been arrived at based on the exchange rate of RMB1 to HK\$1.09 for the first six months of 2008 and RMB1 to HK\$1.01 for the corresponding period in 2007, being the average exchange rates that prevailed during the respective periods.



Major Achievements in the First Half of 2008

*Increasing earnings per share, dividends, total assets and shareholders equity
Quality landbank and moderate net gearing ratio*

- **Earnings per share** was **RMB42 cents** or **HK46 cents** (1H07: RMB26 cents or HK26 cents), an increase of **62%**
- **Interim dividend** of **HK[•] cents** per share has been declared (1H07: HK5 cents).
- **Total assets** increased to approximately **RMB35 billion**, a **18%** increase over 2007 (31 December 2007: RMB30 billion).
- **Equity attributable to shareholders** of the Company increased to approximately **RMB18 billion** (31 December 2007: RMB16 billion).
- **Landbank** amounted to **13.2 million sq.m.** of GFA (of which **9.8 million sq.m.** are attributable to the Group) as of 30 June 2008, comprising **8 projects over 6 cities**, namely Shanghai, Hangzhou, Chongqing, Wuhan, Dalian and Foshan.
- **Net gearing ratio** increased moderately to **29%** as of 30 June 2008 (31 December 2007: 20%).

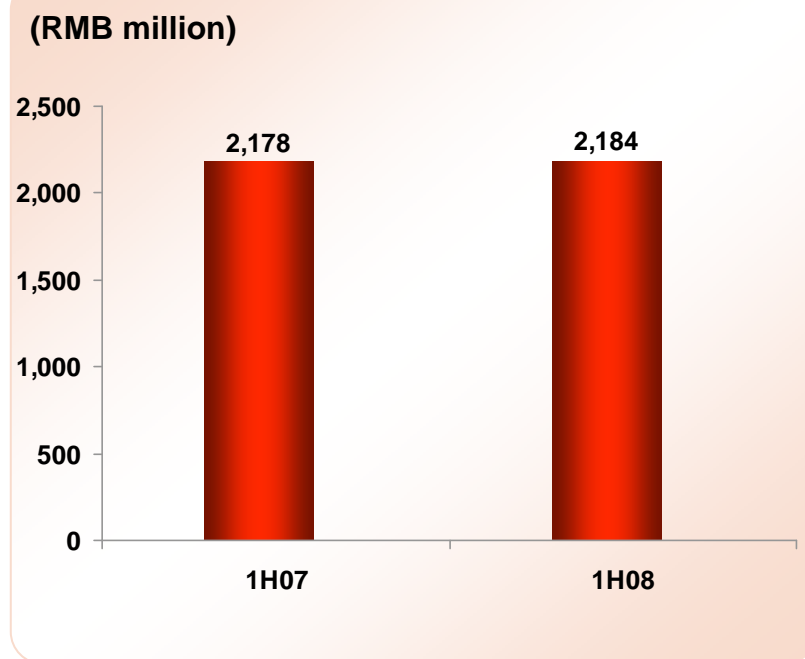
Note: Except for dividend per share which is originally denominated in HK dollar, all of the HK dollar figures presented above are shown for reference only and have been arrived at based on the exchange rate of RMB1 to HK\$1.09 for the first six months of 2008 and RMB1 to HK\$1.01 for the corresponding period in 2007, being the average exchange rates that prevailed during the respective periods.



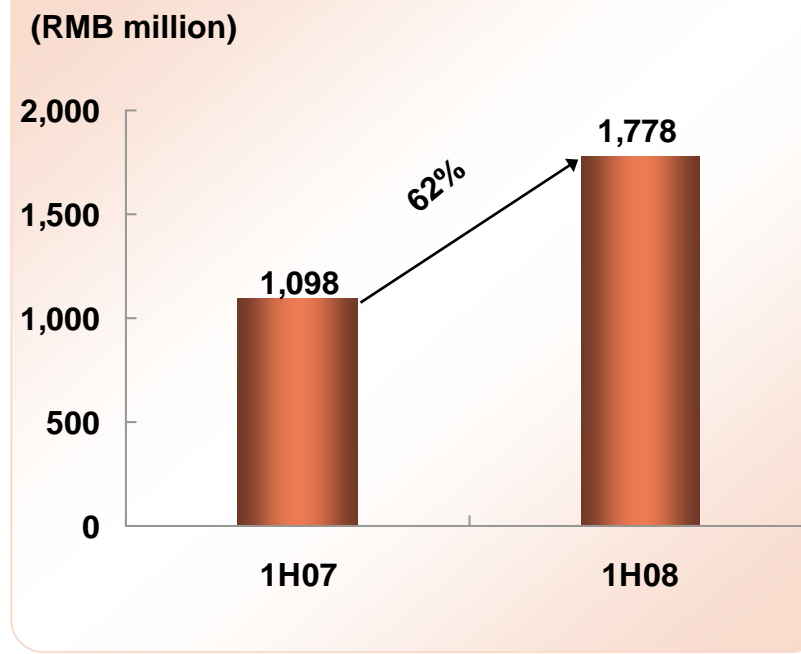
Major achievements in the First Half of 2008

Solid turnover and record profits

Turnover



Net profit attributable to shareholders



Excluding the effect of revaluation of investment properties and fair value adjustments on derivative financial instruments, the **underlying profit attributable to shareholders** was **RMB1,577 million**, an increase of **70%** over 1H07 (1H07: RMB930 million).



Key Financial Highlights

(RMB million)	For the six months ended 30 June	
	2008	2007
Turnover	2,184	2,178
Net profit attributable to shareholders of the Company	1,778	1,098
Less: Revaluation increase on investment properties *	(208)	(182)
Loss on change in fair value of derivative financial instruments	7	14
Underlying profit attributable to shareholders of the Company	1,577	930
EPS (HK cents)	46	26
Interim DPS (HK cents)	[•]	5

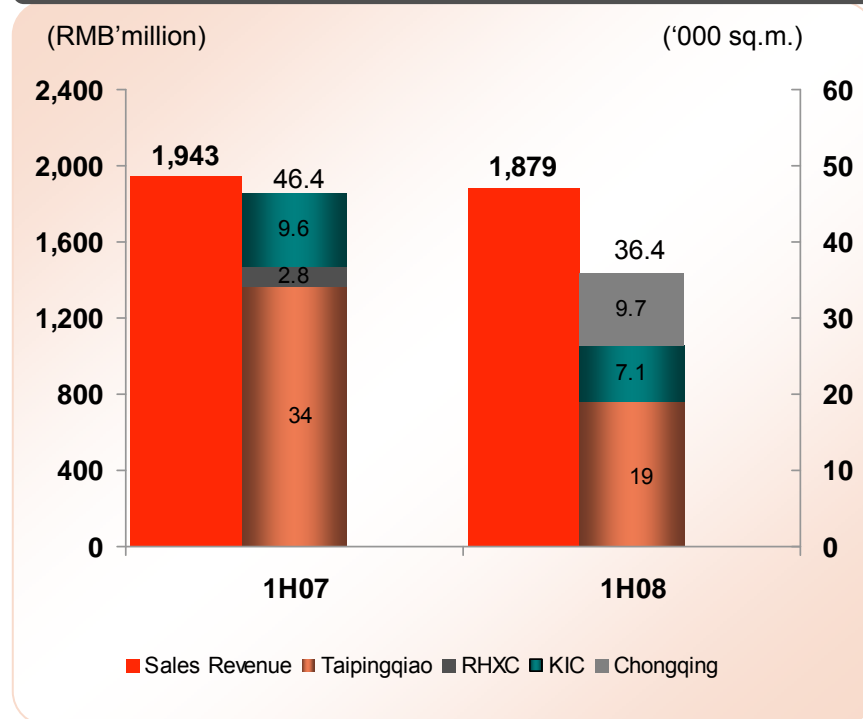
(RMB million)	as of 30 June	as of 31 December
	2008	2007
Total assets	35,354	29,879
Total liabilities	16,692	13,173
Total equity	18,662	16,706
Net debt	5,440	3,375
Net gearing ratio (%)	29%	20%

* Net of deferred tax effect and share of minority interest.



Property Sales Performance for the six months ended 30 June 2008

Property sales and GFA sold



Project	Total	Average	Group's interest
	GFA sold (sq.m.)	selling price (RMB/sq.m.)	
Shanghai Taipingqiao, Lot 113 (Casa Lakeville)	19,200	86,000	99.0%
Shanghai KIC R1	7,100	21,000	86.8%*
Chongqing Tiandi, LotB1-1/01 (The Riviera)	9,700	11,000	79.4%
Others	400	Various	Various
Total GFA (sq.m.)	36,400		

- Sold 36,400 sq.m for total sales proceeds of approximately RMB1.9 billion in 2008. The main contributor is Shanghai Casa Lakeville.



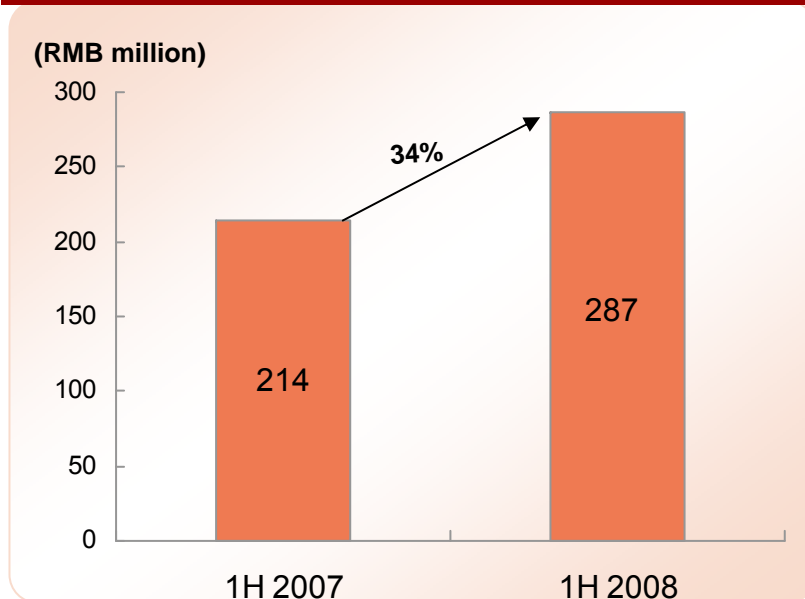
Solid Sales Performance

7

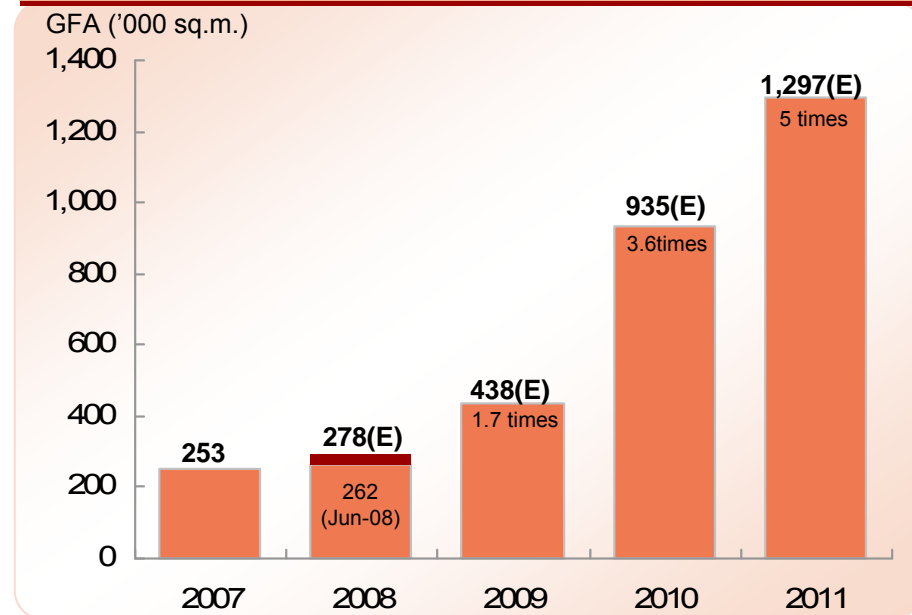
* Agreement has been reached to increase the interest from 70% to 86.8%, subject to the approval by the relevant PRC government authorities

Investment Property Performance for the six months ended 30 June 2008

Growth in rental income



Expanding Investment Property Portfolio

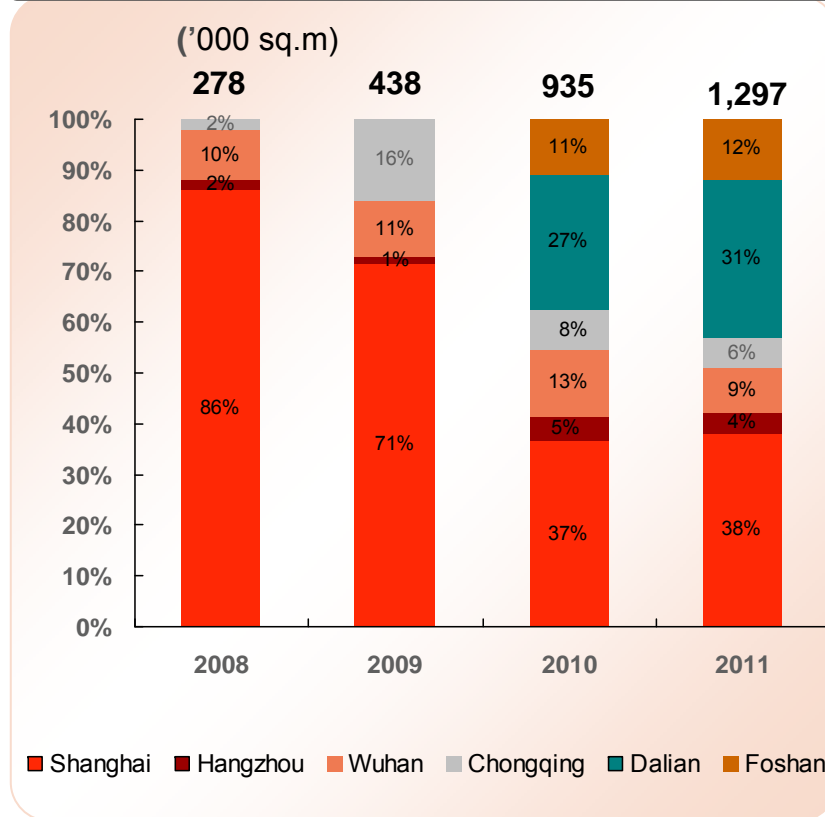


- Shanghai Xintiandi and Corporate Avenue continued to be key contributors of our rental income.
- The occupancy rate of Shanghai Xintiandi, Corporate Avenue, Shanghai KIC Plaza Phase 1 and Wuhan Tiandi were 98%, 98%, 95% and 62%, respectively. The occupancy rate of other investment properties has improved in line with our expectation.
- Investment property portfolio is expected to grow to 438,000 sq.m.; 935,000 sq.m.; and 1,297,000 sq.m by the end of 2009, 2010, and 2011. In that event, the size of our investment property portfolio will be **1.7 times; 3.6 times; 5.0 times** that of the size as of 30 June 2008 by the end of **2009, 2010 and 2011**, respectively.

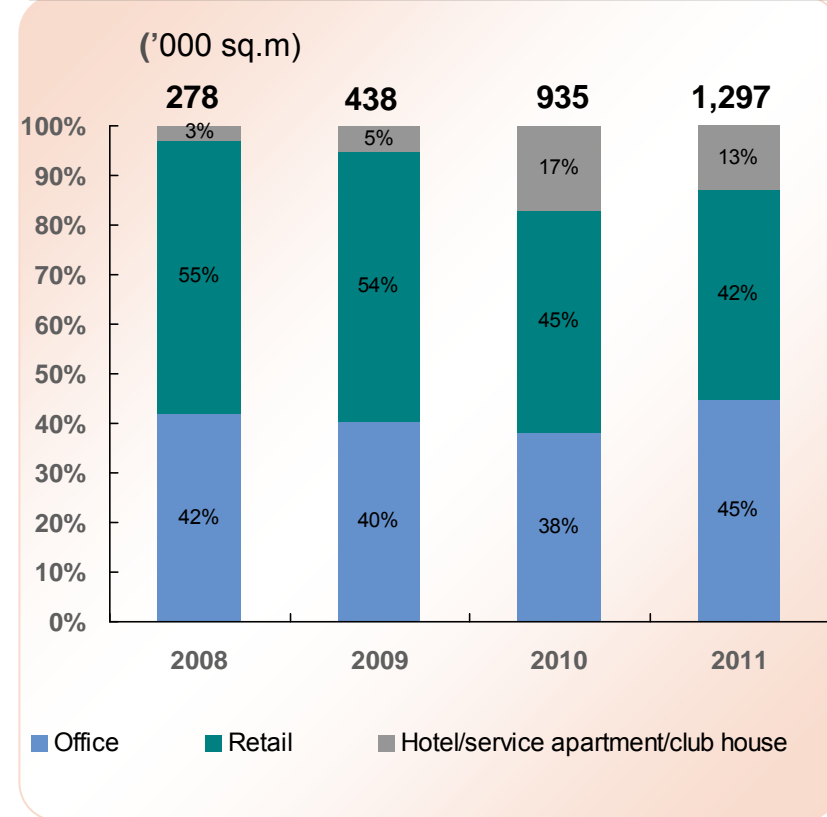


Expected Leasable GFA (2008-2011)

Total Leasable GFA by city



Total Leasable GFA by usage



Diversified and Expanding Portfolio of Investment Properties

Strategic Partnerships

- It remains the Group's strategy to forge strategic partnerships with developers, contractors, consultants and other investors and replicate those relationships in our other projects in the same city or elsewhere, to the extent commercially feasible.
- This will enable the Group to diversify its risks, enhance cashflow, allow access to certain expertise and know how that the partners possess and are beneficial to the future development of the Group's projects, thereby enhancing our operational efficiency.
- **Our track record:**

Project (RMB million)	Transaction date	Stake disposed	Gross Proceeds (before minority interest)	Attributable Profits	Valuation of project at point of transaction ²
Chongqing Tiandi	Sep-06	19.8%	1,006	582	5,400
Wuhan Tiandi & Taipingqiao Lot116	Jun-07	25% & 49%	1,609	844	4,700
					1,900
Rui Hong Xin Cheng	May-08	25% ¹	1,125	862	4,500
Chongqing Super High Rise	Aug-08	25% ¹ (effective 20%)	1,021	800	4,100 ³
Total			4,761	3,088	

Notes:

1) Option for additional 24% equity interest in Foresight Profits Limited (i.e. Rui Hong Xin Cheng) was granted to strategic partner, Winnington Capital for an expected proceeds and profits of RMB1,134 million and RMB865 million respectively. Another option for additional 25% (20% effective) interest in Rightchina Limited (ie. Chongqing Super High Rise) was granted to strategic partner, Winnington Capital for an expected proceeds and profits of RMB1,072 million and RMB840 million respectively.

2) Source: company's announcements on each transaction.

3) This represents Chongqing Super High Rise with GFA of approximately 685,000 sq.m. only and does not include other buildings in the project.



Creating Values Through Strategic Partnerships

Construction Pipeline for 2H2008 to 2011

Total GFA ('000 sq.m.) expected to be completed in the coming years

Project	2H2008			2009			2010			2011		
	Saleable GFA	Leasable GFA	Total GFA	Saleable GFA	Leasable GFA	Total GFA	Saleable GFA	Leasable GFA	Total GFA	Saleable GFA	Leasable GFA	Total GFA
Shanghai Taipingqiao	-	-	-	17	-	17	8	29	37	-	137	137
Shanghai Rui Hong Xin Cheng	-	-	-	94	2	96	-	-	-	126	13	139
Shanghai KIC	-	-	-	53	71	124	123	3	126	-	-	-
Hangzhou Xihu Tiandi	-	-	-	-	-	-	-	42	42	-	-	-
Chongqing Tiandi	-	5	5	110	65	175	92	6	98	187	7	194
Wuhan Tiandi	39	11	50	86	22	108	50	68	118	150	-	150
Dalian Tiandi • Software Hub	-	-	-	-	-	-	100	250	350	150	150	300
Foshan Lingnan Tiandi	-	-	-	-	-	-	15	99	114	94	55	149
Total	39	16	55	360	160	520	388	497	885	707	362	1,069

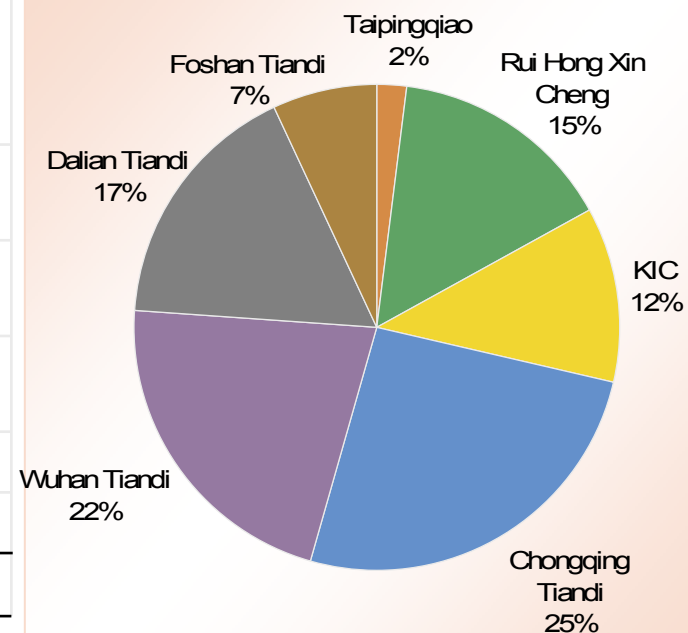


Expected Launch of Residential Properties

GFA available for sale/presale in 2H08 (sq.m.)

Projects	GFA available for sale/presale as of 1Jan08	Sold GFA in 1H08 (with S&P agreement or intent letter signed)	GFA available for sale/presale in 2H08 and after	Reference price ¹
Shanghai Taipingqiao, Lot 113 (Casa Lakeville)	71,000	24,500	46,500	86,000
Wuhan Tiandi, Lot A7 (The Riverview)	39,600	27,600	12,000	14,500
Chongqing Tiandi, Lot B1-1/01 (Riviera)	107,200	11,900	95,300	11,000 ²
Shanghai KIC	42,200	6,500	35,700	21,000
Others	400	300	100	-
Total GFA (sq.m.)	260,400	70,800³	189,600	-
Recognized in 1H08 P&L statement		36,400		(Inclusive of 600 sqm GFA sold in 2007 but S&P signed in 2008)
To be recognized in 2H08 or after		35,000		

Saleable GFA to be completed (2H08-2011) = 1,494,000 sq.m.



Notes:

- Reference price is based on historical sales price achieved in 1H08.
- The average selling price is quoted based on the net floor area which is the common practice in Chongqing's property market
- Of this, formal sale and purchase agreements for GFA of 8,000sq.m. has yet to be signed as at 30 June 2008, its corresponding revenue and profit, if signed, will likely be recognised in the 2H08 upon completion.



Debt Schedule & Capital Commitments

	Currency denomination	Total (in RMBequiv)	Due in 2008	Due in 2009	Due in 2010 and beyond
Bank Loans	RMB	2,264	570	814	880
	HK\$	5,508	574	907	4,027
Notes	US\$	2,546	2,546	-	-
Total debt		10,318	3,690	1,721	4,907

- Cash and bank deposits amounted to **RMB 4,878 million** as of 30 June 2008 (31 December 2007: RMB 3,697 million), which included RMB 1,947million (31 December 2007: RMB 854 million) of deposits pledged to banks.
- The Group's net gearing ratio remained at a low level of **29%** making us well positioned to consider various funding options for new projects as the needs arise.
- Total undrawn banking facilities available to the Group were approximately **RMB622 million** as of 30 June 2008 (31 December 2007: RMB1,718 million). Subsequent to 30 June 2008, additional banking facilities of approximately **RMB376 million** have been arranged. We will continue to adopt a prudent financial policy so as to sustain an optimal level of borrowings to meet our funding requirements.
- The Group's rental income for 1H08 expressed as a percentage of the Group's total interest costs before capitalization to property under development was approximately **72%** (2007: 88%).
- Capital and other commitment as of 30 June 2008 comprise RMB 5,102 million for existing projects, RMB4,854 million for Foshan project and RMB 412million for Dalian project, totaling **RMB 10,368 million** for 2008 and beyond. We will continue to adopt prudent financial policies to meet our funding requirements



Access to Land in Prime Cities

Wuhan—	
Population	8.9 mn
GDP Growth	15.6%
Per Capita GDP (RMB/Person)	35,000
Investment in real estate (RMB Bn)	46

- **Wuhan Tiandi**
 - GFA as of 30 June 2008: 1,518
 - Ownership 75%

Chongqing—	
Population	28.2 mn
GDP Growth	15.6%
Per Capita GDP (RMB/Person)	14,600
Investment in real estate (RMB Bn)	85

- **Chongqing Tiandi**
 - GFA as of 30 June 2008: 3,554
 - Ownership 79.4%

Foshan—	
Population	5.9 mn
GDP Growth	19.2%
Per Capita GDP (RMB/Person)	61,000
Investment in real estate (RMB Bn)	31

- **Foshan Tiandi**
 - GFA as of 30 June 2008: 1,501
 - Ownership 100%

Dalian—	
Population	6.0 mn
GDP Growth	17.5%
Per Capita GDP (RMB/Person)	42,600
Investment in real estate (RMB Bn)	41

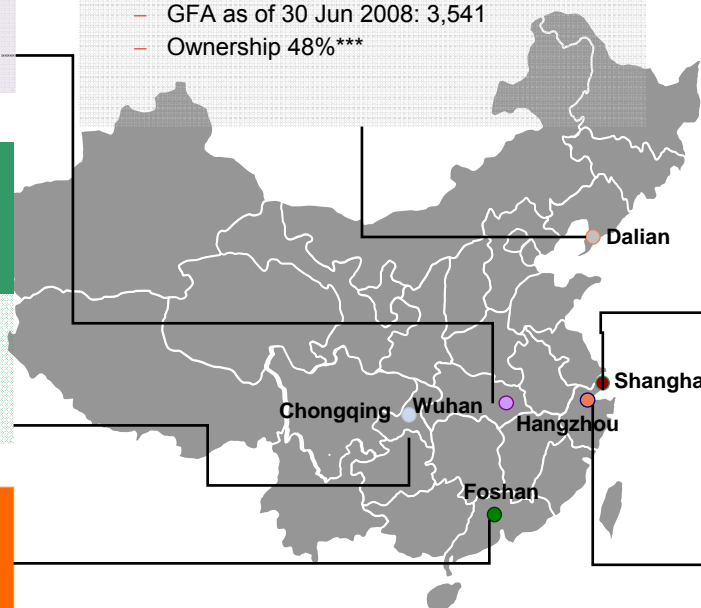
- **Dalian Tiandi • Software Hub**
 - GFA as of 30 Jun 2008: 3,541
 - Ownership 48%***

Shanghai¹ —	
Population	18.2 mn
GDP Growth	13.3%
Per Capita GDP (RMB/Person)	65,500
Investment in real estate (RMB Bn)	131

- **Taipingqiao**
 - GFA as of 30 June 2008: 1,233
 - Ownership: 69%, 97%, 99%*
- **Rui Hong Xin Cheng**
 - GFA as of 30 June 2008: 1,156
 - Ownership: 75%
- **Knowledge and Innovation Community**
 - GFA as of 30 June 2008: 592
 - Ownership 86.8%**

Hangzhou—	
Population	7.9 mn
GDP Growth	14.6%
Per Capita GDP (RMB/Person)	52,600
Investment in real estate (RMB Bn)	52

- **Xihu Tiandi**
 - GFA as of 30 June 2008: 74
 - Ownership 100%



Total landbank: 13.2 mn sqm
Total attributable landbank: 9.8 mn sqm

*: The Group has a 99% interest in the remaining lots within Shanghai Taipingqiao project, except for Lot 116, in which we have a 50% interest after the sale of a 48% interest to a strategic partner in July 2007.

** : Agreement has been reached to increase the interest from 70% to 86.8%, subject to the approval by the relevant PRC government authorities.

***: Dalian Tiandi-Software Hub comprises 23 plots of land with an expected GFA totalling approximately 3,541,000 sq.m. planned for development in phases over a period of 8 to 10 years. It is the intention of the joint venture companies to acquire all 23 plots of the land. As of 30 June 2008, 5 plots of land of approximately 1,765,000 sq.m. of GFA have been acquired with legally binding 14 contracts signed. Acquisition of the remaining 18 plots of land of approximately 1,776,000 sq.m. of GFA will be by way of competitive bidding and there is no assurance that the joint venture companies will be successful in acquiring these lands.

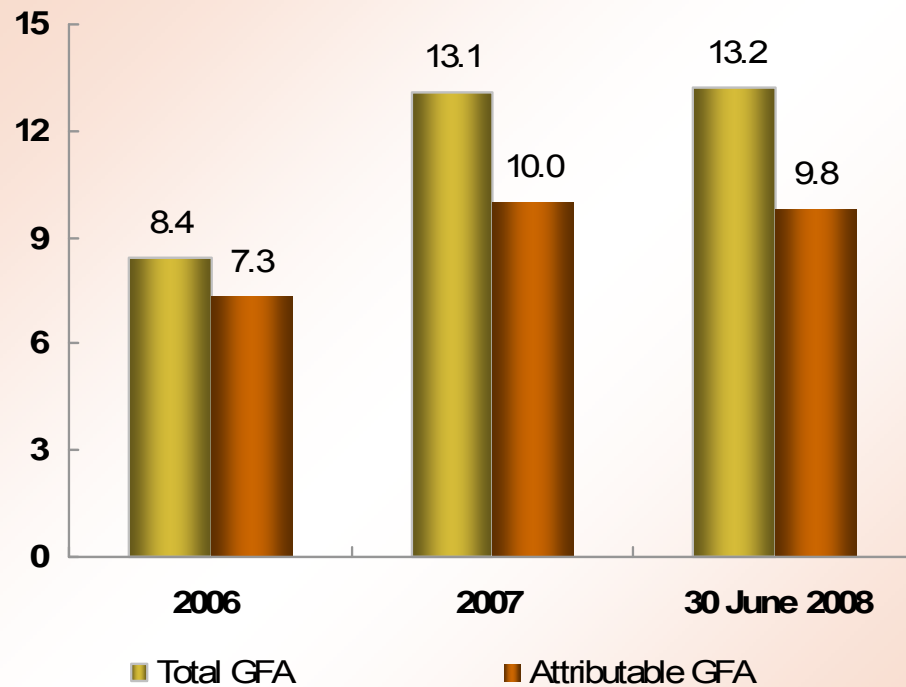
Source: Government Annual Results



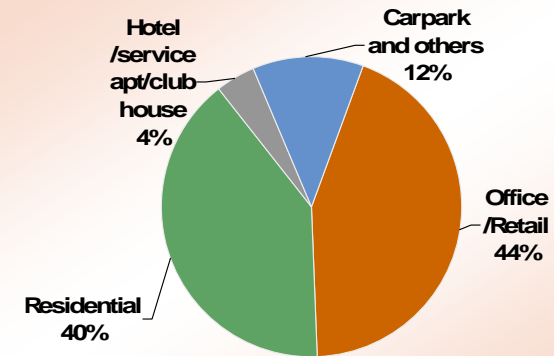
Landbank Analysis as of 30 June 2008

Total GFA and attributable GFA

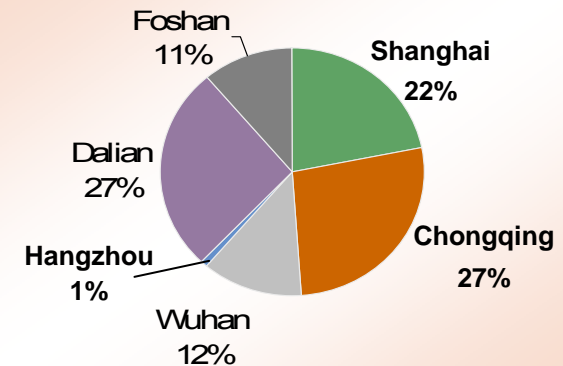
(million sq.m.)



Total GFA by usage



Total GFA by city



Sufficient Landbank for the next 8 to 10 years of Development

Update on Land Acquisition Plan

Yunnan project

Expected GFA	6.58 million sq.m.
Status	Four non-binding MOU signed for proposed development in Kunming, Dali, Diqing (Shangri-La) and Lijiang
Vision	<ul style="list-style-type: none">● To Become Best of the Three Largest Alpine Leisure and Tourism Regions in the world● Create a Four Cities Interactive Tourism Network● Facilitate New Village Community Development in Yunnan

Lijiang



Kunming



Dali



Shangri-La



Market Outlook

Macro and industry

- 2008 is a challenging year. China's economy slowed down while inflation pressure still exists. Austerity measures has had an effect on property industry as evidenced by price correction in certain cities in South China.
- However, in the longer term, urbanization and people's aspiring to higher quality of life will continue to drive property industry. As such, we remain optimistic in China's property market and our property development projects.

Projects and operation

- We continue to seek out opportunities to enter into strategic partnerships with investors to sell our interests in selected land to share the project development risk, enhance cashflow, allow access to certain expertise and know-how, thereby enhancing our operational efficiency.
- We will continue the sale of Casa Lakeville in Shanghai. Our master-planned community in Taipingqiao, will enable us to deliver good value to our buyers. Furthermore, two world class hotel near Shanghai Xintiandi will start operations by the end of 2008 or early 2009, which will enhance the vibrancy of the vicinity and Xintiandi.
- Sichuan earthquake affected market sentiment in Chongqing, but concerns over building safety will serve to enhance our competitive edge as a quality developer.
- The remaining units in Wuhan and Yangpu KIC will all continue to sell according to plan in 2H08

Our vision

- We will continue to pursue our aspiration to be the premier innovative property developer in the Chinese Mainland, the most exciting property market in the world.



We strive to be the premier innovative property developer in China



Thank You



Questions & Answers

Disclaimer

- These materials have been prepared by Shui On Land Limited (“SOL” or the “Company”) solely for information use during its presentation may not be reproduced or redistributed to any other person without the permissions from SOL. By attending this presentation, you are agreeing to be bound by the foregoing restrictions.
- It is not the intention to provide, and you may not rely on these materials as providing, a complete or comprehensive analysis of the company’s financial or trading position or prospects. The information and opinions in these materials are provided as of the date of this presentation and are subject to change without notice. None of the Company nor any of its respective affiliates, advisors or representatives shall have any liability whatsoever (in negligence or otherwise) for any loss howsoever arising from any use of these materials.
- The information in this material contains certain forward-looking statements. These include statements regarding outlook on future development schedules, business plans and expectations of capital expenditures.
- These statements are based on current expectations that involve a number of risks and uncertainties which could cause actual results to differ from those anticipated by the Company.
- The materials and information in the presentations and other documents are for informational purposes only, and are not an offer or solicitation for the purchases or sale of any securities or financial instruments or to provide any investment service or investment advice.

