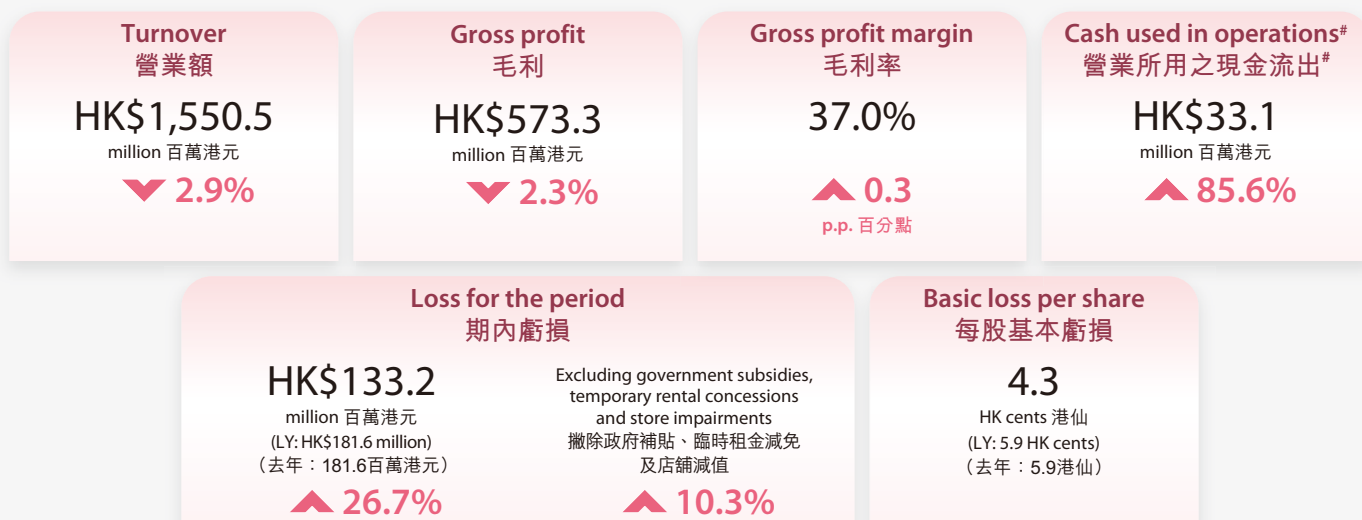


FINANCIAL HIGHLIGHTS

財務摘要



[#] including payment of lease liabilities and interest
包括支付租賃負債及利息

Solid Financial Position 穩健財務狀況

(as of 30 September 2022) (於2022年9月30日)

Gearing ratio
槓桿比率

9.6%

(Defined as the ratio of total borrowings to total equity)
(定義為總借貸與總權益之比例)

Cash and bank balances
現金及銀行結餘

HK\$203.2

million 百萬港元

Current ratio (times)
流動比率(倍)

1.3

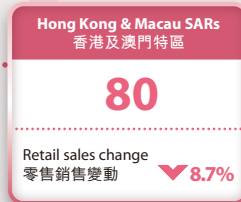
Footprint in Asia

亞洲零售網絡

As of 30 September 2022
於2022年9月30日

193

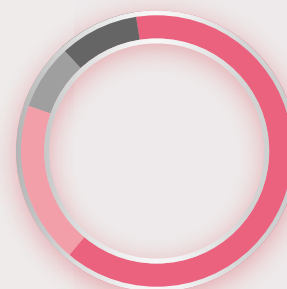
Points of sales
零售點



Group Geographical Sales Mix

集團營業額之地域分佈

Six-months ended 30 Sep 2022
截至2022年9月30日止六個月



● Hong Kong & Macau SARs 香港及澳門特區	63.5%
● Online business 線上業務	19.3%
● Mainland China 中國內地	7.7%
● Malaysia 馬來西亞	9.5%
Total 共計	100%

Remark: The above data is settled in local currency

註: 以上數據按當地貨幣結算