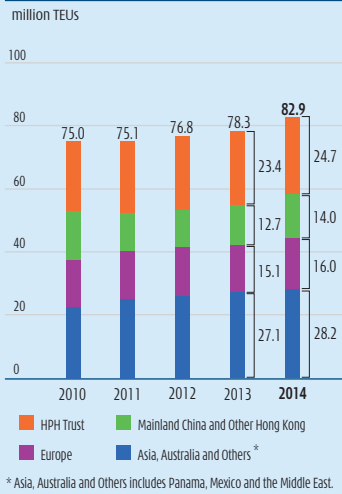


# Key Business Indicators

## Ports and Related Services

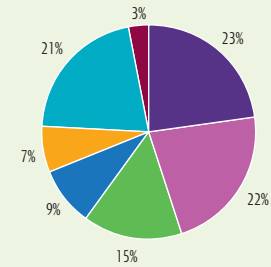
### Total Container Throughput by Subdivision



"Annual throughput totalled 82.9 million TEUs."


## Property and Hotels

### Gross Floor Area of Development Projects by Geographical Location



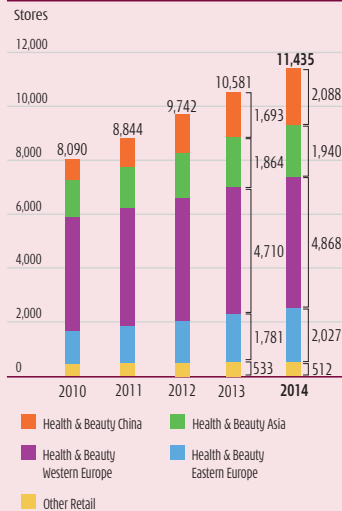
"Current attributable landbank is approximately 78 million square feet. Mainland China average land cost is approximately RMB238 per square foot<sup>(6)</sup>."

Total: 78 million square feet



## Retail

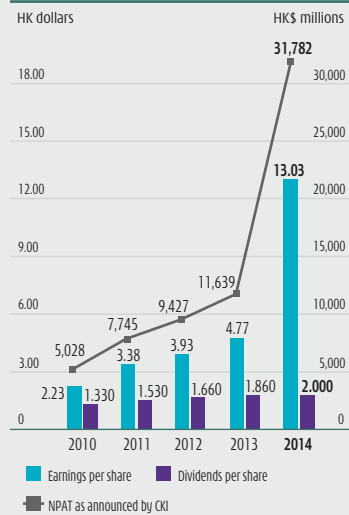
### Total Retail Store Numbers by Subdivision



"Over 11,400 retail stores worldwide in 24 markets."

## Infrastructure

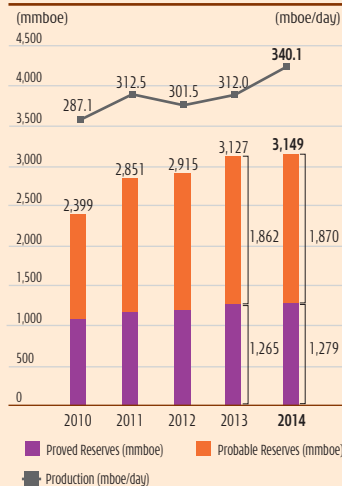
### Earnings per Share, Dividends per Share and NPAT announced by CKI



"Strong underlying growth together with exceptional gains in 2014. Announced total dividend for the year of HK\$2.000 per share."

## Energy

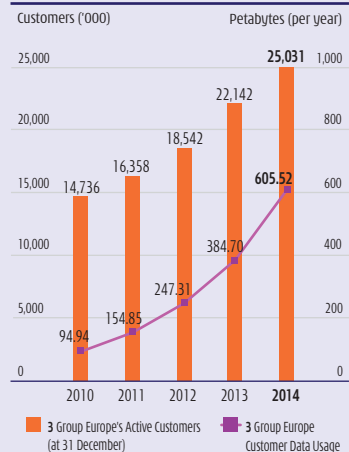
### Proved and Probable Reserves & Production



"Average production increased 9% to 340.1 mboe/day in 2014."

## Telecommunications

### 3 Group Europe's Active Customers and Data Usage



"Active customer base totals over 25.0 million, an increase of 13% while data consumption exceeded 605 petabytes in 2014."