

CIMC 中集

ENRIC / 中集安瑞科

中集安瑞科控股有限公司
CIMC Enric Holdings Limited

(Stock code: 3899.HK)

2026 一季度数据
First Quarter 2026 Briefing





Operating Highlights – Clean Energy: Key Equipment



Key Equipment

- 30MPa Hydrogen Tube Trailer won the BDA International Design Award;
- China's First 20-Foot Type IV Hydrogen MEGC successfully rolled off the production line;
- Revenue from LNG on-vehicle cylinders reached RMB294 million, up 26.0% YoY.;
- **"Gas-fired distributed power generation"** supporting CNPC Daqing Drilling Project **officially surpassed a daily power output of 100,000 kWh.**



Key Equipment

- **Newly signed overseas onshore orders reached RMB633 million**, up 19.7% YoY;
- **Newly signed orders related to commercial aerospace were RMB109 million**, surging 122.2% YoY, with related **revenue of RMB40 million**, up 125.1% YoY;
- Successfully delivered the first batch of 4 customized on-site cryogenic storage tanks for a landmark semiconductor manufacturing project in Europe.



Core Process - Offshore Clean Energy



Newly Signed Orders Surged

- Newly signed orders for offshore clean energy amounted to **RMB2.11 billion, up 45.6% YoY**, including two 20,000 m³ LNG carrier bunkering vessels
- As of now, the backlog orders stood at 50 vessels, including 28 liquefied gas carriers.



Faster Ship Deliveries

- In Q1, revenue from offshore clean energy reached **RMB1.56 billion, up 19.1% YoY**, of which vessel revenue was RMB1.33 billion
- In Q1, 5 vessels were successfully delivered, including 2 liquefied gas vessels, among which the first 40,000m³ MGC vessel was delivered to shipowner Exmar.



Core Process – Onshore Clean Energy



Onshore Core Process

- In Q1, newly signed orders for **onshore core process business were up 18.1% YoY**;
- **Signed two feasibility study contracts for green methanol and SAF projects with external customers**;
- A strategic cooperation agreement was signed with Indonesia’s PT SAMATOR Group to jointly promote the development and application of natural gas, hydrogen, and special industrial gases in Indonesia and the broader Southeast Asia region.

Self-owned production capacity (LNG, blue hydrogen-ammonia-methanol and green methanol) is being gradually ramped up, while the scale of natural gas trading revenue is proactively managed

Integrated Coke Oven Gas Utilization Project



Anji (Yingkou) Project

Location: Bayuquan, Yingkou, Liaoning
Annual production: 100,000 tons of LNG and 15,000 tons of hydrogen

Linggang Steel Project

Location: Chaoyang, Liaoning
Annual production: 73,000 tons of blue ammonia, 140,000 tons of LNG



- Integrated Coke oven gas utilization projects of Anji (Yingkou) and Linggang Steel are operating steadily, with the combined LNG output and sales of the two projects doubling YoY;
- Successfully signed agreements with Tsingshan Group and Nanjing Iron & Steel Co., Ltd. to advance the replication of the company’s first overseas integrated coke oven gas utilization project – the integrated steel-coke project in Tsingshan Industrial Park in Indonesia – which has recently commenced its preparatory work

Green Methanol



Hong Kong:
Supported green methanol bunkering for the world’s first methanol dual-fuel ro-ro vessel

Yantian, Shenzhen:
Supported the first green methanol bunkering for an international voyage vessel within the Shenzhen port area



Zhanjiang, Guangdong:
Completed the first green methanol export in South China



Operating Highlights - Chemical and Environmental & Liquid Food



In Jan 2026, management of Saudi Arabian mining firm MAADEN visited CIMC Safeway to discuss chemical logistics solutions.

Chemical and Environmental

- In Q1 2026, the segment recorded new order intake of RMB979 million, up 120.2% compared with the same period of 2025;
- In Q1 2026, revenue from medical equipment components was RMB66.75 million, up 22.7% YoY.
- In Q1 2026, relevant equipment was successfully delivered to STARTORUS FUSION.



Liquid Food

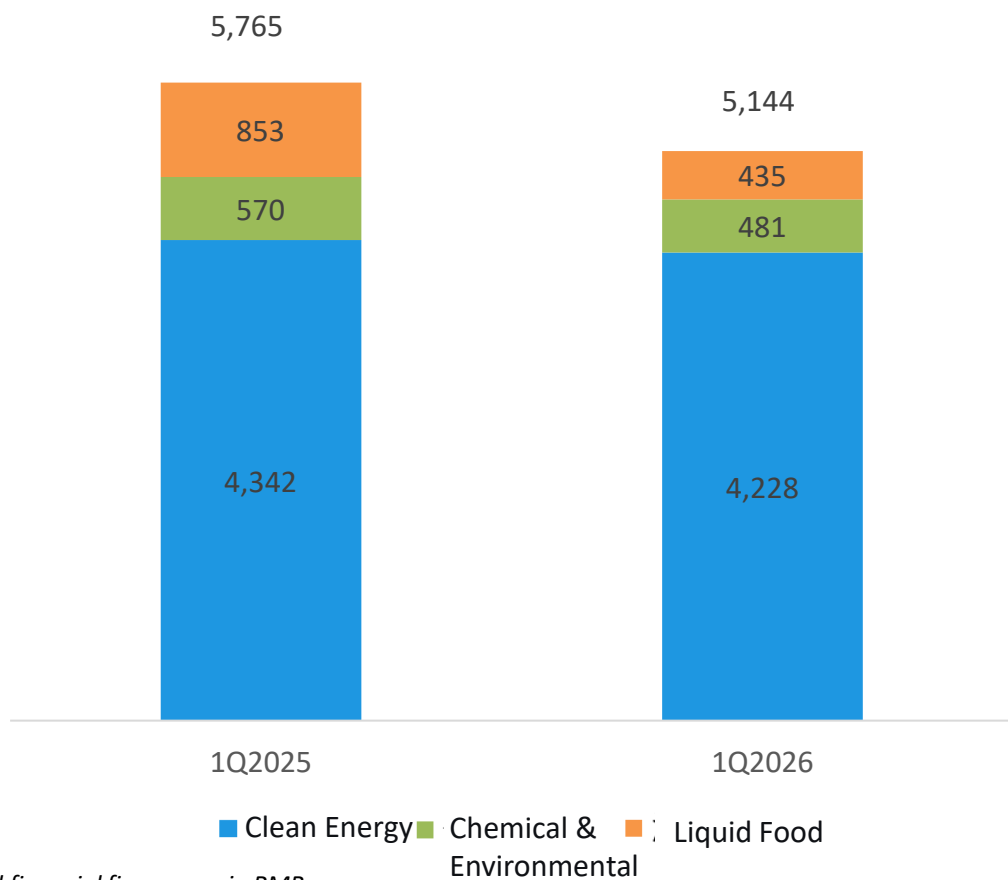
- In April 2026, the segment has already won multiple turnkey beer projects and technical upgrading projects for Chinese baijiu distilleries. As of 24 April 2026, the segment's accumulated newly awarded orders reached RMB1.17 billion, up 203.9% YoY;
- Officially launched the WhiskyOne modular solution in the Chinese market.



Total Revenue

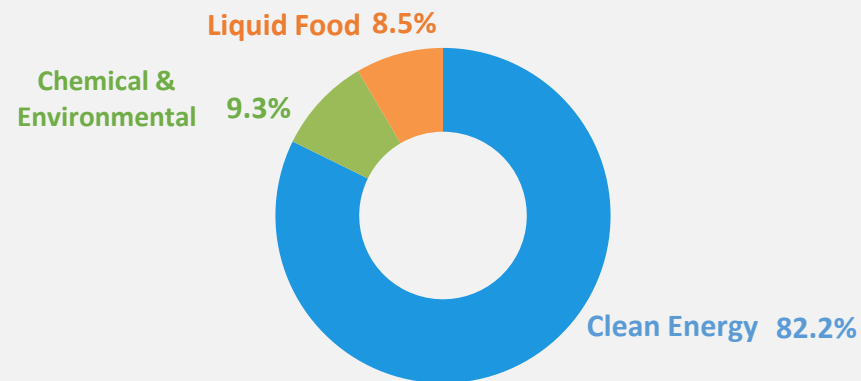
Total Revenue

Unit: RMB million

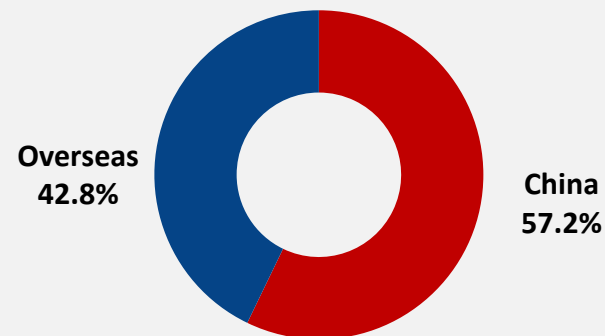


*All financial figures are in RMB

Revenue Share by Segment



Revenue Share by Location





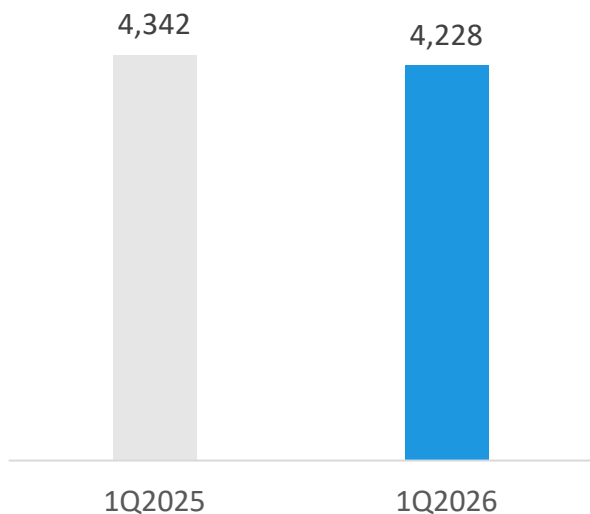
Clean Energy Segment



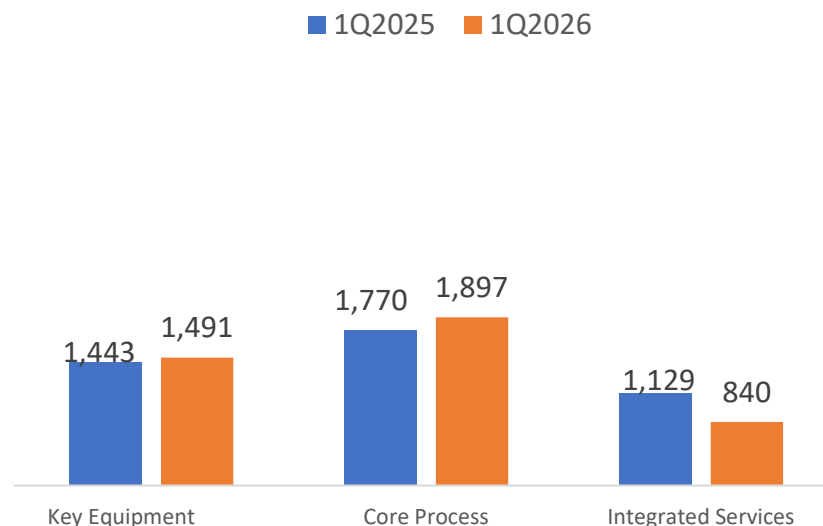
Clean Energy Revenue Breakdown by Business Model

Total Clean Energy Revenue

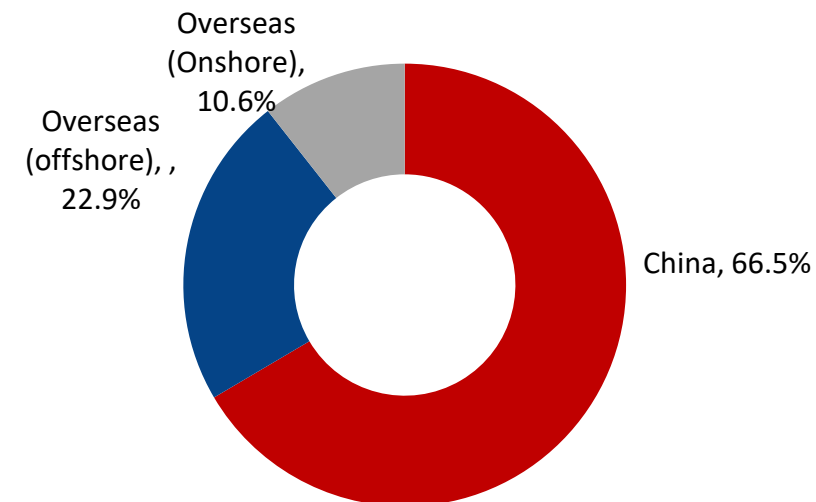
Unit: RMB million



Unit: RMB million



Clean Energy Segment Revenue Share by Location



- In Q1, the Company has proactively managed the scale of natural gas trading revenue and carried out structural optimization. Revenue from natural gas trading business amounted to RMB736 million in Q1 2026, a decrease of RMB293 million YoY.
- In Q1, **offshore clean energy revenue reached RMB1.56 billion, up 19.1% YoY.** A total of 5 vessels were delivered in Q1 this year, with shipbuilding revenue reaching RMB1.33 billion, up 73.1% YoY.
- In Q1, overseas clean energy revenue reached RMB1.42 billion, of which onshore clean energy overseas revenue was RMB451 million, approximately in line with the same period last year.
- In Q1, hydrogen energy business revenue approached RMB115 million.

Integrated services: including operating revenue from **green methanol**, wellhead gas liquefaction, and LNG trading; **revenue from underwriting sales of clean energy for COG to clean energy projects, as well as investment income from non-controlled operating projects.** Going forward, the integrated services will primarily focus on **distribution income from self-owned capacity for LNG/hydrogen, ammonia, and methanol, while keeping the LNG trading revenue at a controlled scale.**



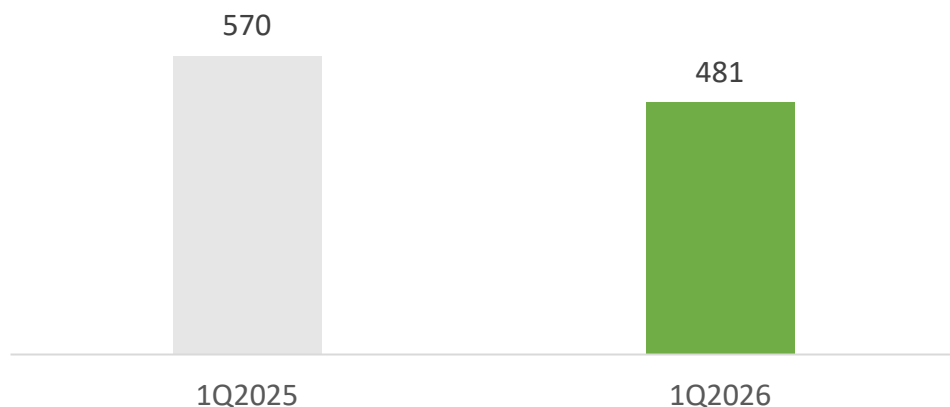
Chemical and Environmental Segment



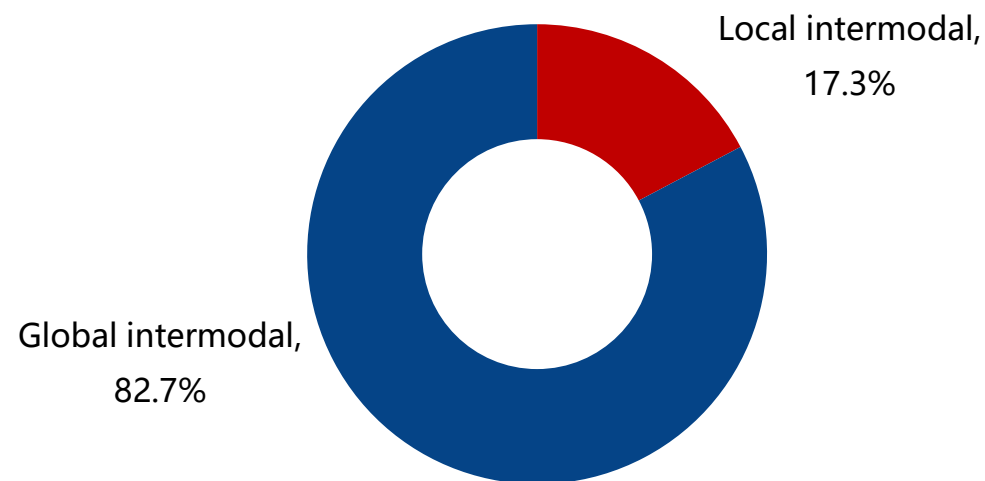
H2•RENEWABLE ENERGY
fostering the future,
CONNECTING the world

Chemical and Environmental Segment Revenue

Unit: RMB million



Chemical and Environmental Segment Revenue Share by Location



- In Q1 2026, operating revenue was RMB481 million, **of which, revenue from medical equipment components was RMB66.75 million, up 22.7% YoY.**
- In Q1 2026, newly signed orders of the segment amounted to RMB979 million, up 120.2% compared to the same period in 2025.



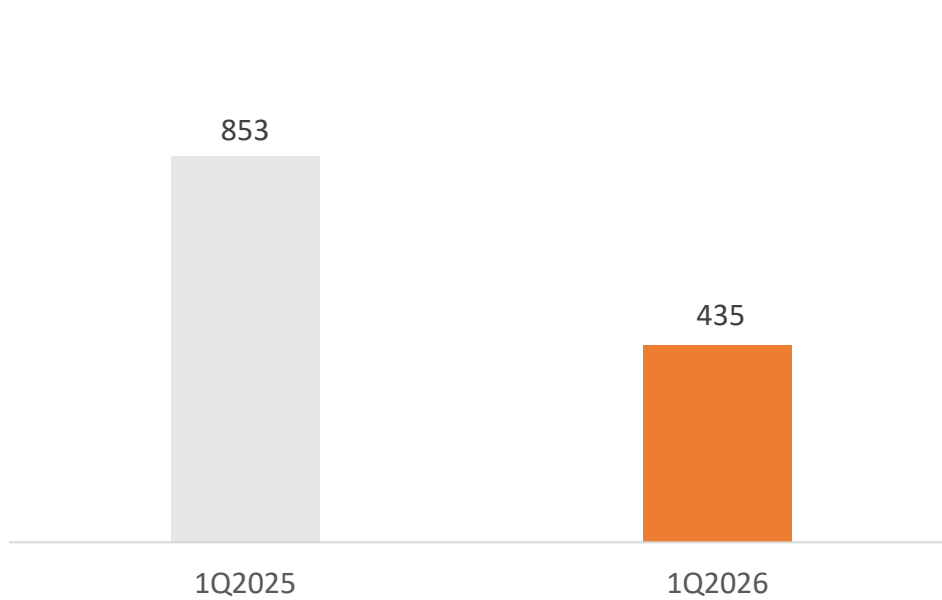
Liquid Food Segment



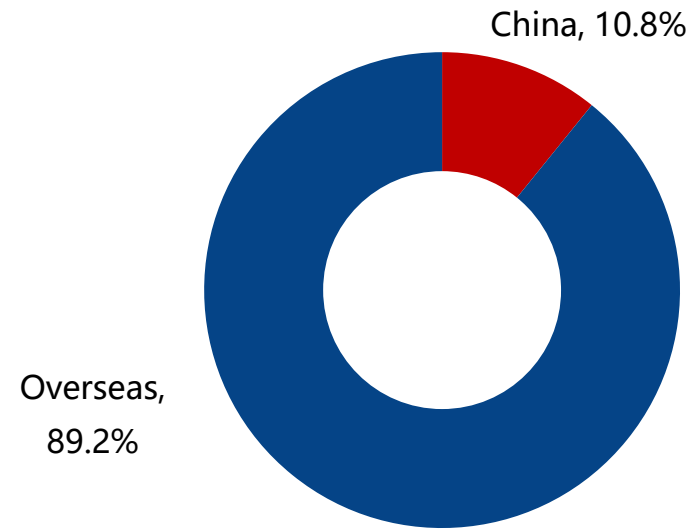
H2-RENEWABLE ENERGY
fostering the future,
CONNECTING the world

Liquid Food Revenue

Unit: RMB million



Liquid Food Segment Revenue Share by Location



- In Q1 2026, the Liquid Food Segment recorded revenue of RMB435 million, impacted by a decrease in projects on hand during the period and project delivery delays due to customer instructions.
- As of April 24, 2026, the Liquid Food Segment's cumulative newly awarded orders for the current year reached RMB1.17 billion, a significant YoY increase of 203.9%.



Backlog Orders and Newly Signed Orders



- Newly signed orders of **the Clean Energy Segment** reached RMB5.03 billion, up 30.5% YoY.
- Newly signed orders of **the Chemical & Environmental Segment** rose 120.2% YoY to RMB979 million.
- The Liquid Food Segment** achieved newly signed orders of RMB232 million. As of April 24, 2026, the segment's cumulative newly awarded orders reached RMB1.17 billion, a significant increase of 203.9% YoY.

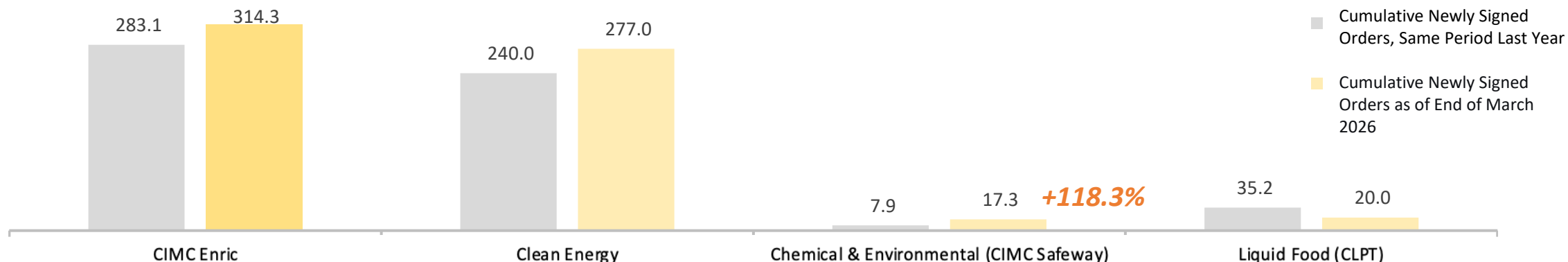
Newly Signed Orders

Unit: RMB100 million



Backlog Orders

Unit: RMB100 million



*Newly signed orders: Cumulative value of all orders signed from January to March 2026; Backlog orders: Backlog orders as of 31 March 2026



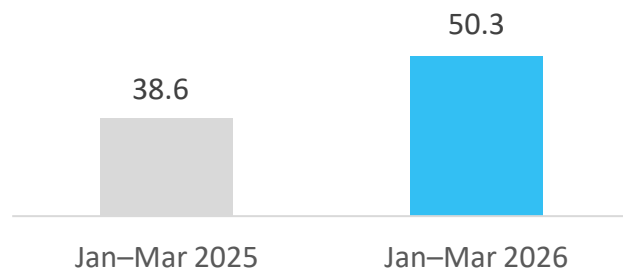
Breakdown of Clean Energy Newly Signed Orders and Backlog Orders



- Newly signed orders for onshore clean energy overseas business reached RMB633 million, up 19.7% YoY.

New order intake of the Clean Energy Segment continued to grow

Unit: RMB100 million



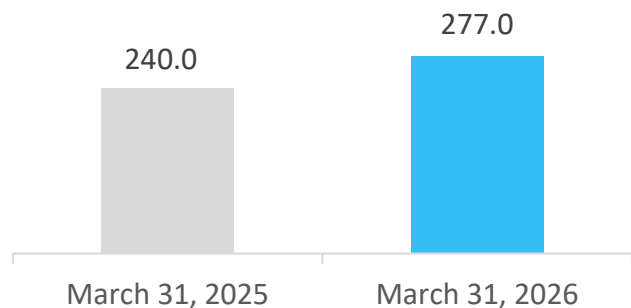
Clean Energy Category	Cumulative Newly signed Orders (Unit: RMB100 million)	
	Jan-Mar 2026	Jan-Mar 2025
Key Equipment	24.9	20.4
Core Process – Offshore	21.1	14.5
Core Process – Onshore	4.3	3.7
Total	50.3	38.6

Clean Energy Category	Cumulative Newly signed Orders (Unit: RMB100 million)	
	Jan-Mar 2026	Jan-Mar 2025
Onshore Clean Energy	27.2	21.9
Offshore Clean Energy	21.1	14.5
Hydrogen Energy	2.0	2.2
Total	50.3	38.6

*Integrated services are operational business and are not presented in the form of orders

Backlog orders of the Clean Energy Segment hit a record high

Unit: RMB100 million



Clean Energy Category	Backlog orders (Unit: RMB100 million)	
	March 31, 2026	March 31, 2025
Key Equipment	43.3	39.2
Core Process – Offshore	198.0	165.9
Core Process – Onshore	35.7	34.9
Total	277.0	240.0

Clean Energy Category	Backlog orders (Unit: RMB100 million)	
	March 31, 2026	March 31, 2025
Onshore Clean Energy	76.3	70.1
Offshore Clean Energy	198.0	165.9
Hydrogen Energy	2.7	4.0
Total	277.0	240.0

*Integrated services are operational business and are not presented in the form of orders

*Newly signed orders: Cumulative value of all orders signed from January to March 2026

*Backlog orders: Backlog orders as of 31 March 2026



Q & A Session





Disclaimer



CIMC Enric Holdings Limited (the “Company”) makes no representation as to the accuracy and correctness, and has conducted no independent verification, of the content of this presentation. The Company accepts no responsibility for any loss howsoever arising from in reliance upon any information or omission herein and expressly disclaims any liability whatsoever arising therefrom. This presentation does not constitute an offer or invitation to buy or sell any assets or securities of the Company. The Company has made no authorisation and representation in relation thereto.

The content of this presentation is strictly confidential and is the property of the Company. Upon receipt of this presentation, you are deemed to have agreed to abide by the confidentiality agreement. You may not circulate or duplicate any content herein to or for any other person, nor disclose any part or the whole of this document to any person; otherwise you will be subject to legal liability.

Contact Us

Tel: (86) 755 2680 2312
(86) 755 2680 2134

Email: ir@enic.com.hk

Address: CIMC R&D Center,
No.2 Gangwan Avenue, Shekou Industrial Zone,
Shenzhen, Guangdong, The PRC
Room 1902-3, 19/F, Bank of America Centre, 12
Harcourt Road, Central, Hong Kong

Website: <http://www.enicgroup.com>

WeChat:

