

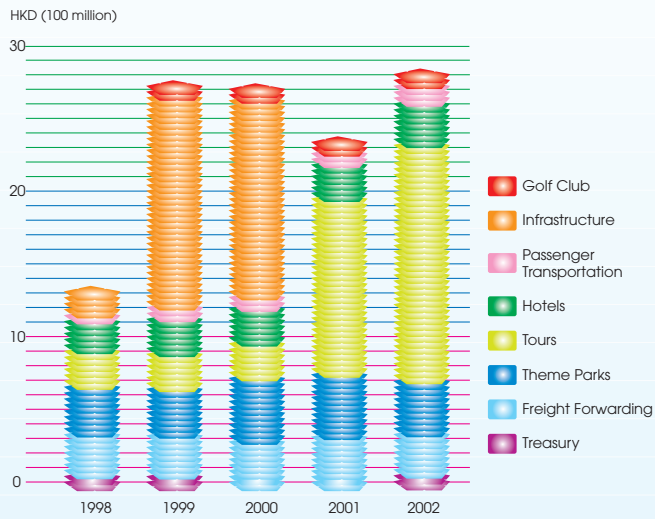
Financial Review

FIVE YEAR FINANCIAL SUMMARY

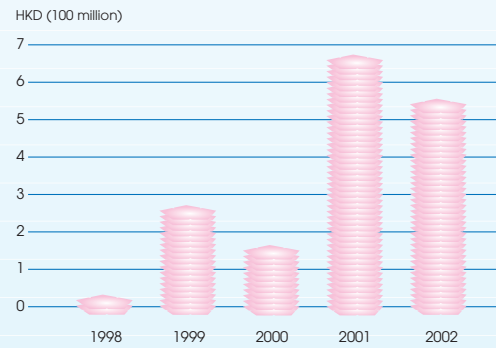
A summary of the published results and of the assets and liabilities of the Group for the last five financial years, as extracted from the published audited financial statements and restated/reclassified as appropriate, is set out below. The amounts for each year in the five year summary have been adjusted for the effects of the prior year adjustments as detailed in notes 2 and 35 to the financial statements.

	2002 HK\$'000	2001 HK\$'000 (Restated)	2000 HK\$'000 (Restated)	1999 HK\$'000 (Restated)	1998 HK\$'000 (Restated)
Results					
Turnover	2,869,964	2,329,235	2,751,390	2,766,954	1,566,007
Net profit from ordinary activities attributable to shareholders	540,320	645,172	150,101	249,937	32,951
Dividends	380,118	374,679	130,044	65,022	–
Assets and liabilities					
Total assets	10,449,291	10,638,392	8,524,603	11,666,428	11,384,745
Total liabilities	2,401,597	2,648,588	2,111,142	5,276,443	5,412,036
Total liabilities (excluding minority interests)	2,068,770	2,295,585	1,793,891	3,971,055	4,302,834

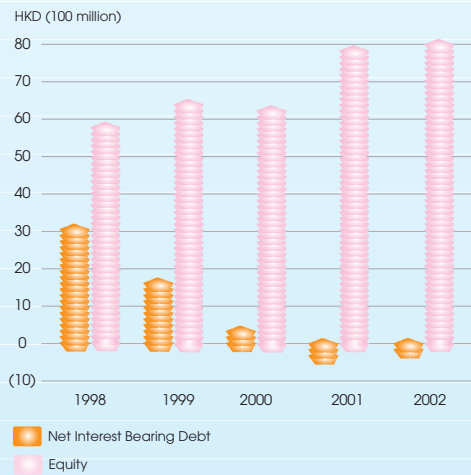
Turnover by Principal Activities



Profit Attributable to Shareholders



Net Debt to Equity



Debt Maturity Profile

