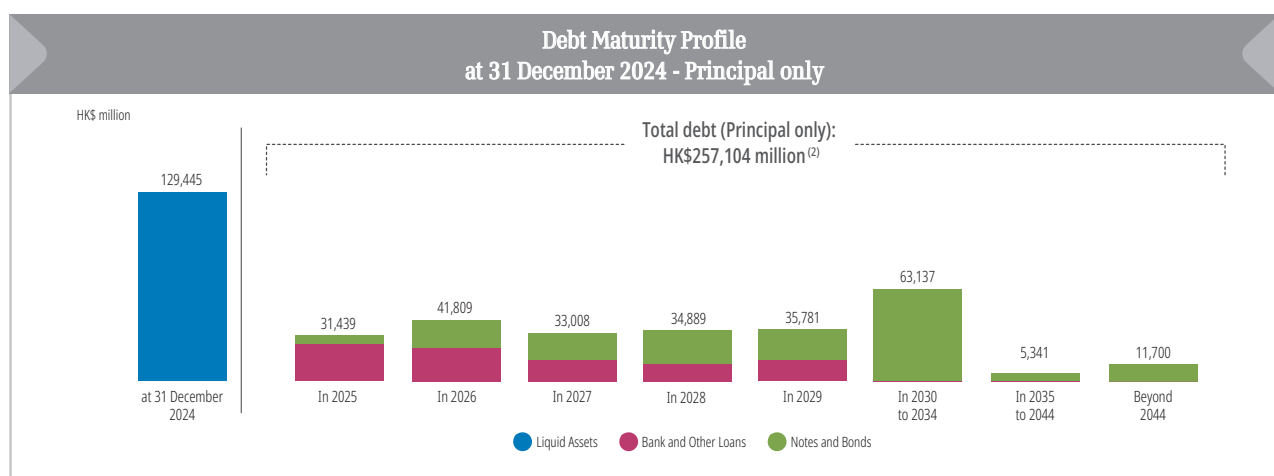
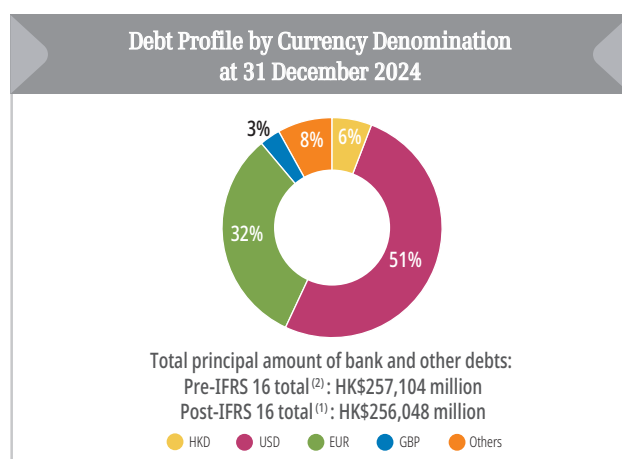
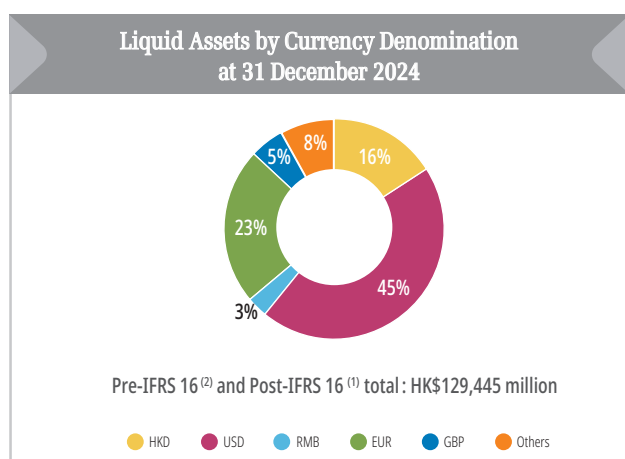


## Key Financial Information

	Post-IFRS 16 <sup>(1)</sup> 2024 HK\$ million	Pre-IFRS 16 <sup>(2)</sup> 2024 HK\$ million	Post-IFRS 16 <sup>(1)</sup> 2023 HK\$ million	Pre-IFRS 16 <sup>(2)</sup> 2023 HK\$ million
Profit attributable to ordinary shareholders of the Company	17,088	17,030	23,500	23,243
Earnings per share (HK\$) <sup>(3)</sup>	4.46		6.14	
Full year dividend per share (HK\$)	2.202		2.531	
Total assets	1,112,542	1,064,549	1,158,903	1,107,382
Net assets	652,592	665,273	670,549	683,810
Net assets attributable to shareholders of the Company per ordinary share (HK\$)	139.6	141.9	142.0	144.5
Total principal amount of bank and other debts	256,048	257,104	271,401	272,626
Total cash, liquid funds and other listed investments ("liquid assets")	129,445	129,445	143,109	143,109
Total principal amount of bank and other debts including unamortised fair value adjustments from acquisitions	258,003	259,059	273,694	274,919
Net debt	128,558	129,614	130,585	131,810
Net debt to net total capital ratio <sup>(4)</sup>	16.4%	16.2%	16.2%	16.1%
Credit rating:				
Moody's		A2		A2
Standard & poor's		A		A
Fitch		A-		A-



Note 1: Prepared under Post-IFRS 16 basis as set out in note 1 on page 5.

Note 2: Prepared under Pre-IFRS 16 basis as set out in note 1 on page 6.

Note 3: Earnings per share is calculated based on profit attributable to ordinary shareholders. For the year ended 31 December 2024, the earnings per share is calculated based on CKHH's number of shares in issue during the year of 3,830,044,500 shares (2023: 3,830,044,500 shares).

Note 4: Net debt represents net debt (excluding interest bearing loans from non-controlling shareholders), as defined on the Consolidated Statement of Cash Flows. Total bank and other debts are defined, for the purpose of "Net debt" calculation, as the total principal amount of bank and other debts and unamortised fair value adjustments arising from acquisitions. Net total capital is defined as total bank and other debts plus total equity and loans from non-controlling shareholders net of total cash, liquid funds and other listed investments.