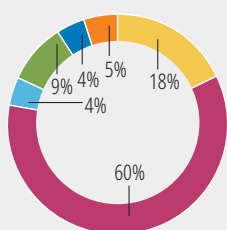


Key Financial Information

	Pre-IFRS 16 ⁽¹⁾ 2021 HK\$ million	Post-IFRS 16 ⁽²⁾ 2021 HK\$ million	Pre-IFRS 16 ⁽¹⁾ 2020 HK\$ million	Post-IFRS 16 ⁽²⁾ 2020 HK\$ million
Profit attributable to ordinary shareholders of the Company	33,500	33,484	29,000	29,143
Earnings per share (HK\$) ⁽³⁾		8.70		7.56
Full year dividend per share (HK\$)		2.660		2.314
Total assets	1,147,742	1,213,526	1,179,268	1,254,596
Net assets	659,850	644,255	646,478	630,063
Net assets attributable to shareholders of the Company per ordinary share (HK\$)	136.9	133.8	131.4	128.2
Total principal amount of bank and other debts	326,357	325,081	347,953	347,758
Total cash, liquid funds and other listed investments ("liquid assets")	161,360	161,360	166,539	166,539
Total principal amount of bank and other debts including unamortised fair value adjustments from acquisitions	329,529	328,253	351,837	351,642
Net debt	168,169	166,893	185,298	185,103
Net debt to net total capital ratio ⁽⁴⁾	20.3%	20.5%	22.2%	22.7%
Credit rating:				
Moody's		A2		A2
Standard & Poor's		A		A
Fitch		A-		A-

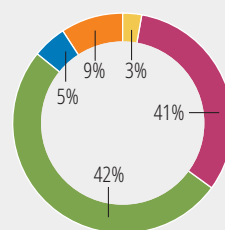
Liquid Assets by Currency Denomination
at 31 December 2021



Pre-IFRS 16⁽¹⁾ and Post-IFRS 16⁽²⁾ total: HK\$161,360 million

Legend: HKD (Yellow), USD (Pink), RMB (Light Blue), EUR (Green), GBP (Dark Blue), Others (Orange)

Debt Profile by Currency Denomination
at 31 December 2021

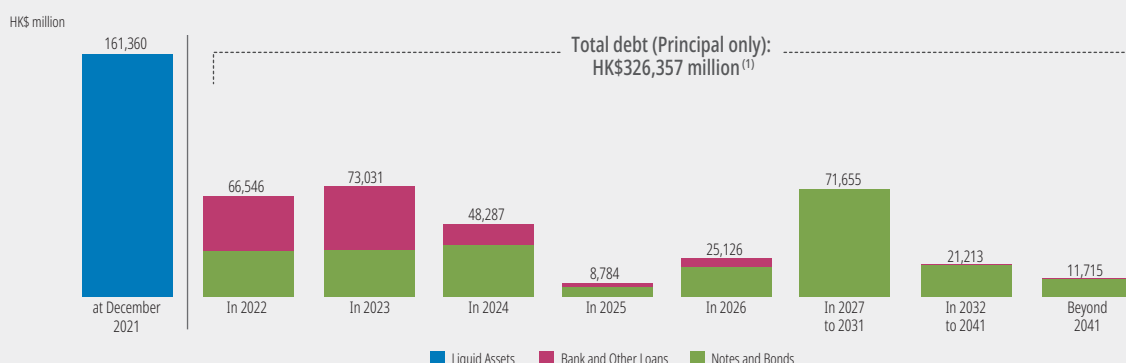


Total principal amount of bank and other debts:
Pre-IFRS 16 total⁽¹⁾: HK\$326,357 million
Post-IFRS 16 total⁽²⁾: HK\$325,081 million

Legend: HKD (Yellow), USD (Pink), EUR (Green), RMB (Light Blue), GBP (Dark Blue), Others (Orange)

Debt Maturity Profile

at 31 December 2021 - Principal only



Note 1: Prepared under Pre-IFRS 16 basis as set out in note 1 on page 5.

Note 2: Prepared under Post-IFRS 16 basis as set out in note 1 on page 5.

Note 3: Earnings per share is calculated based on profit attributable to ordinary shareholders. For the year ended 31 December 2021, the earnings per share is calculated based on CKHH's weighted average number of shares 3,847,582,641 shares outstanding during the year (2020: 3,856,240,500 shares outstanding).

Note 4: Net debt represents net debt (excluding interest bearing loans from non-controlling shareholders), as defined on the Consolidated Statement of Cash Flows. Total bank and other debts are defined, for the purpose of "Net debt" calculation, as the total principal amount of bank and other debts and unamortised fair value adjustments arising from acquisitions. Net total capital is defined as total bank and other debts plus total equity and loans from non-controlling shareholders net of total cash, liquid funds and other listed investments.