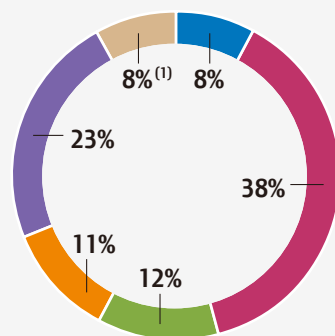
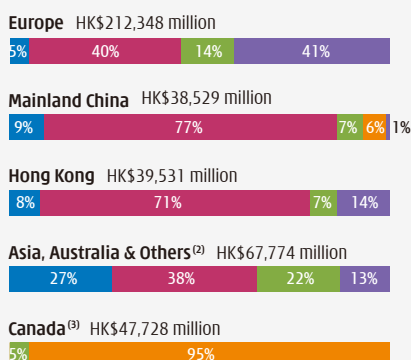
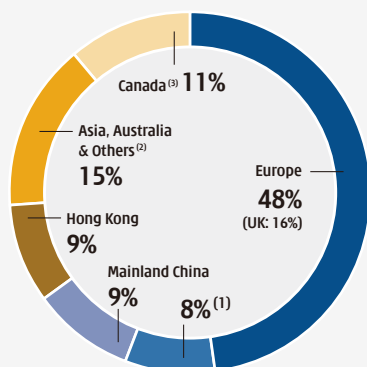


# Analyses of Core Business Segments by Geographical Location

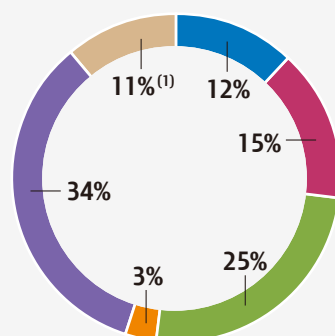
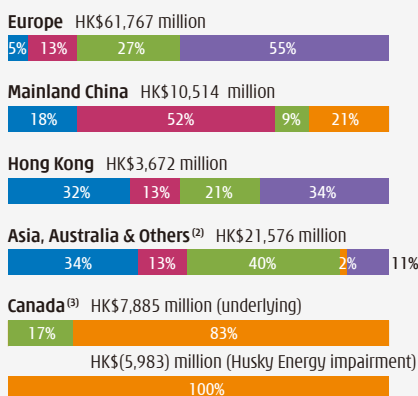
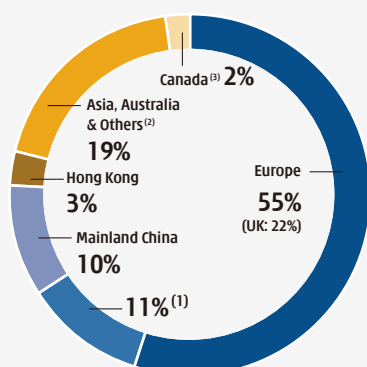
## 2019 Total Revenue

HK\$439,856 million



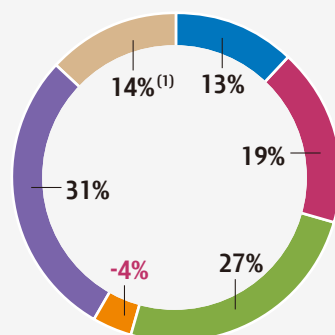
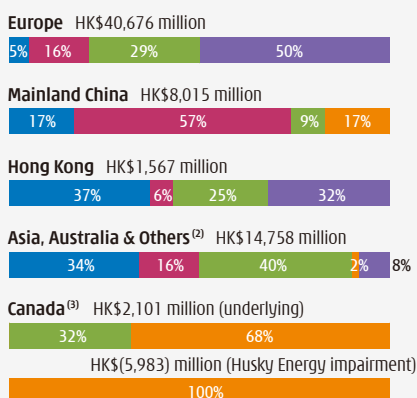
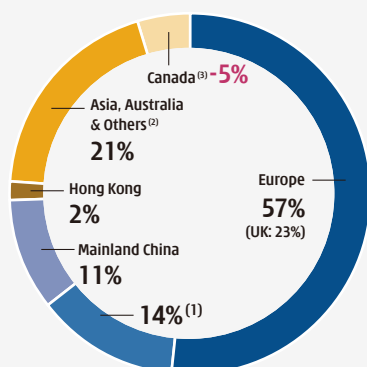
## 2019 Total EBITDA<sup>(4)</sup>

HK\$112,068 million



## 2019 Total EBIT<sup>(4)</sup>

HK\$71,108 million



- Ports & Related Services
- Retail
- Infrastructure
- Energy
- Telecommunications
- Finance & Investments and Others

Note 1: Represents contributions from Finance & Investments and Others

Note 2: Includes Panama, Mexico and the Middle East

Note 3: Includes contribution from the USA for Husky Energy, and separated into contributions from underlying businesses and Husky Energy's one-off impairment and other charges of HK\$(5,983) million under the Group's EBITDA and EBIT results

Note 4: Prepared under Pre-IFRS 16 basis which is set out in note 1 on page 5