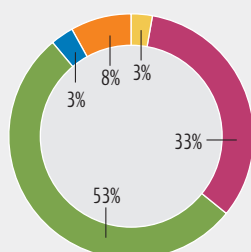


Key Financial Information

	2018 HK\$ million	2017 HK\$ million
Profit attributable to ordinary shareholders of the Company	39,000	35,100
Earnings per share (HK\$) ⁽³⁾	10.11	9.10
Full year dividend per share (HK\$)	3.17	2.85
Total assets	1,232,244	1,100,255
Net assets	590,823	591,547
Net assets attributable to shareholders of the Company per ordinary share (HK\$)	115.7	111.5
Total principal amount of bank and other debts	346,918	322,816
Total cash, liquid funds and other listed investments ("liquid assets")	144,703	168,283
Total principal amount of bank and other debts including unamortised fair value adjustments from acquisitions	352,668	333,155
Net debt	207,965	164,872
Net debt to net total capital ratio ⁽⁴⁾	26.0%	21.7%
Credit rating:		
Moody's	A2	A2
Standard & Poor's	A	A-
Fitch	A-	A-

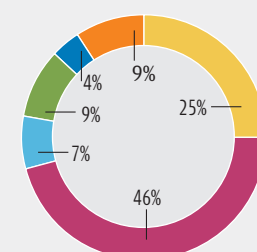
Debt Profile by Currency Denomination
at 31 December 2018



Total principal amount of bank and other debts:
HK\$346,918 million

Legend: HKD (Yellow), USD (Pink), EUR (Green), GBP (Blue), Others (Orange)

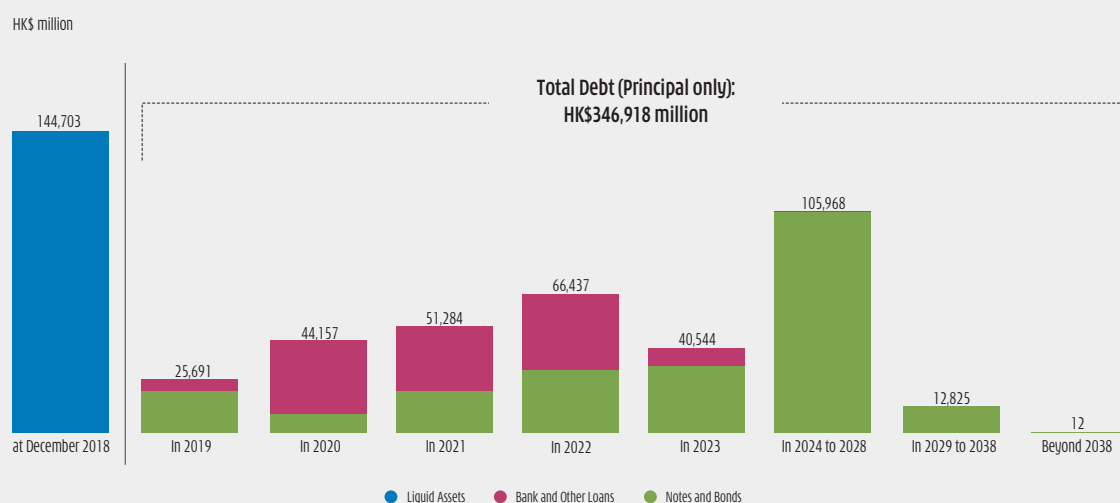
Liquid Assets by Currency Denomination
at 31 December 2018



Total: HK\$144,703 million

Legend: HKD (Yellow), USD (Pink), RMB (Light Blue), EUR (Green), GBP (Blue), Others (Orange)

Debt Maturity Profile at 31 December 2018 - Principal only



Note 3: Earnings per share is calculated based on profit attributable to ordinary shareholders. For the year ended 31 December 2018, the earnings per share is calculated based on CKHH's weighted average number of shares outstanding during the year of 3,857,216,697 shares (2017 - CKHH's number of shares in issue during the year of 3,857,678,500 shares).

Note 4: Net debt is defined on the Consolidated Statement of Cash Flows. Total bank and other debts are defined, for the purpose of "Net debt" calculation, as the total principal amount of bank and other debts and unamortised fair value adjustments arising from acquisitions. Net total capital is defined as total bank and other debts plus total equity and loans from non-controlling shareholders net of total cash, liquid funds and other listed investments.