

Hong Kong Exchanges and Clearing Limited and The Stock Exchange of Hong Kong Limited take no responsibility for the contents of this announcement, make no representation as to its accuracy or completeness and expressly disclaim any liability whatsoever for any loss howsoever arising from or in reliance upon the whole or any part of the contents of this announcement.



**OVERSEAS REGULATORY ANNOUNCEMENT
AND INSIDE INFORMATION ANNOUNCEMENT
ON THE QUARTERLY TRADING UPDATE FOR
CK HUTCHISON GROUP TELECOM HOLDINGS LIMITED**

This announcement is made by CK Hutchison Holdings Limited (the “Company”) pursuant to Rules 13.09(2)(a) and 13.10B of the Rules Governing the Listing of Securities on The Stock Exchange of Hong Kong Limited and the Inside Information Provisions under Part XIVA of the Securities and Futures Ordinance (Chapter 571 of the Laws of Hong Kong).

The board of directors of the Company would like to draw the attention of its shareholders and potential investors to the appended presentation of 2026 Q1 trading update, which contains certain unaudited financial information in relation to the performance of CK Hutchison Group Telecom Holdings Limited (“CKHGT”, an indirect wholly-owned subsidiary of the Company) and its subsidiaries for the quarter ended 31 March 2026. Such presentation has been published by CK Hutchison Group Telecom Finance S.A. (a wholly-owned subsidiary of CKHGT) on the website of the Luxembourg Stock Exchange and has also been made available at the website of CKHGT respectively on 13 May 2026.

Shareholders and potential investors of the Company are advised that the financial information of CKHGT and its subsidiaries referenced above is unaudited as of the date of this announcement and is included for reference only. They should not place undue reliance on such financial information and should exercise caution when dealing in the securities of the Company.

By Order of the Board

Edith Shih
Executive Director and Company Secretary

Hong Kong, 13 May 2026

As at the date of this announcement, the Directors of the Company are:

Executive Directors:

Mr LI Tzar Kuoi, Victor (*Chairman*)
Mr FOK Kin Ning, Canning (*Deputy Chairman*)
Mr Frank John SIXT (*Group Co-Managing
Director and Group Finance Director*)
Mr LAI Kai Ming, Dominic
(*Group Co-Managing Director*)
Mr IP Tak Chuen, Edmond
(*Deputy Managing Director*)
Mr KAM Hing Lam
(*Deputy Managing Director*)
Ms Edith SHIH
Mr Andrew John HUNTER

Non-executive Directors:

Mr CHOW Kun Chee, Roland
Mrs CHOW WOO Mo Fong, Susan
Mr LEE Yeh Kwong, Charles

Independent Non-executive Directors:

Ms CHOW Ching Yee, Cynthia
Mr Graeme Allan JACK
Mr Philip Lawrence KADOORIE
Mrs LEUNG LAU Yau Fun, Sophie
Mr Paul Joseph TIGHE
Ms TSIM Sin Ling, Ruth
Mr WONG Kwai Lam



CK HUTCHISON GROUP TELECOM HOLDINGS LIMITED

(Incorporated in the Cayman Islands with limited liability)

Trading Update

for the quarter ended 31 March 2026



Disclaimer

The information, statements and opinions contained in this Presentation and subsequent discussion do not constitute an offer to sell or solicitation of any offer to subscribe for or purchase any securities or other financial instruments or any advice or recommendation in respect of such securities or other financial instruments.

Potential investors and shareholders of the Company (the "Potential Investors and Shareholders") are reminded that information contained in this Presentation and subsequent discussion comprises extracts of operational data and financial information of the Group for the three-month period ended 31 March 2026. The information included in this Presentation and subsequent discussion, which does not purport to be comprehensive nor render any form of financial or other advice, has been provided by the Group for general information purposes only and certain information has not been independently verified. No representations or warranties, expressed or implied, are made as to, and no reliance should be placed on, the fairness, accuracy, completeness or correctness of the information, statements or opinions presented or contained in this Presentation and any subsequent discussions or any data which such information generates.

The performance data and the results of operations of the Group contained in this Presentation and subsequent discussion are historical in nature, and past performance is no guarantee of the future results of the Group. Any forward-looking statements and opinions contained in this Presentation and subsequent discussion are based on current plans, beliefs, expectations, estimates and projections at the date the statements are made, and therefore involve risks and uncertainties. There can be no assurance that any of the matters set out in such forward-looking statements are attainable, will actually occur or will be realised or are complete or accurate. Actual results may differ materially from those stated, implied and/or reflected in such forward-looking statements and opinions. The Group, the Directors, officers, employees and agents of the Group assume (a) no obligation to correct, update or supplement the forward-looking statements or opinions contained in this Presentation and subsequent discussion; and (b) no liability in the event that any of the forward-looking statements or opinions do not materialise or turn out to be incorrect.

Potential Investors and Shareholders should exercise caution when investing in or dealing in the securities of the Company.

CK Hutchison Group Telecom



YoY change

+37%

+15%

+11%

0.2%-pt

43%

28%

(1) Unless otherwise specified, the discussion of the Group's operating results in this presentation is on a Pre-IFRS 16 basis.

(2) An active customer is one that generated revenue from an outgoing call, incoming call or data/content service in the preceding three months. For Q1 2026, active customer base includes 100% of VodafoneThree's customer base.

(3) HTHKH's customer base has been adjusted to enhance comparability of registered and active customer base across CKHGT. Consequently, there is a corresponding effect on HTHKH's net ARPU and net AMPU. These changes do not impact HTHKH's total revenue and total margin.

(4) Represents monthly average churn of contract customers.

(5) Capex amount excludes licence costs.

(6) Total bank and other debts are defined, for the purpose of "Net debt" calculation, as the total principal amount of bank and other debts. Net debt is defined as total bank and other debts less total cash and cash equivalents

CKHGT - Disposal of VodafoneThree

On 5 May 2026, the Group entered into an agreement to dispose of its 49% interest in VodafoneThree

Transaction Highlights

- Substantial cash proceeds of £4.3 billion
- Estimated gain on disposal of approximately £0.4 billion*
- Completion is expected in the second half of 2026, subject to certain conditions

* Final amount subject to carrying value of VodafoneThree and transaction-related expenses at the time of completion

Benefits to the Group

- Upon completion, the transaction will:
 - ✓ Enhance CKHGT's liquidity and financial profile
 - ✓ Provide resources for expansions, potential investments or acquisitions

CKHGT

2026 Q1 vs 2025 Q1

Revenue

€2,899m

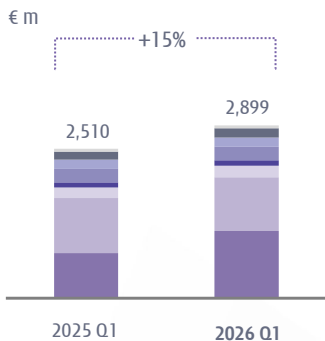
+15%

Total Margin

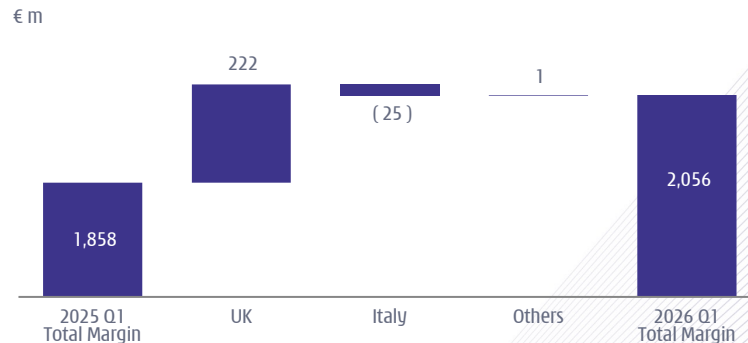
€2,056m

+11%

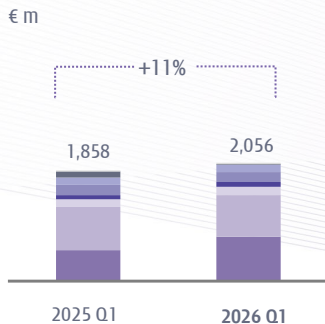
Revenue



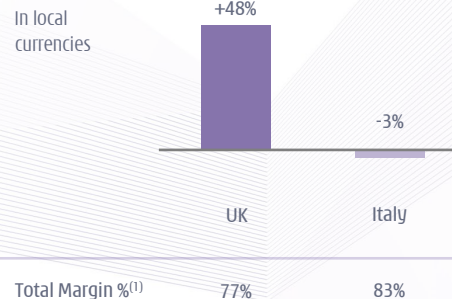
Total Margin



Total Margin



Total Margin Change Percentage



- UK
- Italy
- Sweden
- Denmark
- Austria
- Ireland
- Hong Kong
- Corporate & Others

(1) Total margin % represents total margin as a % of total revenue excluding handset revenue.

CKHGT

2026 Q1 vs 2025 Q4

Revenue

€2,899m

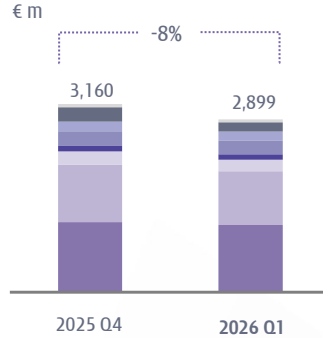
-8%

Total Margin

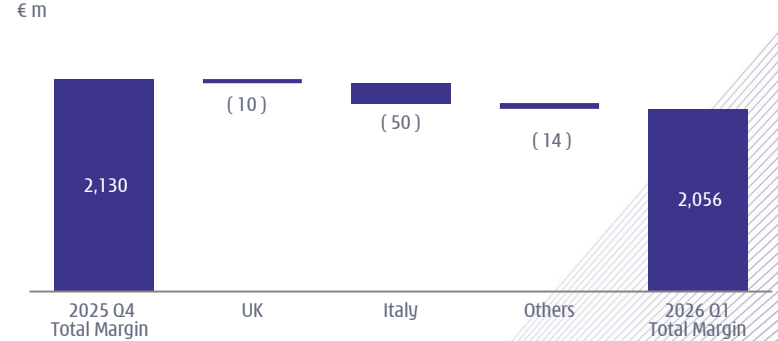
€2,056m

-3%

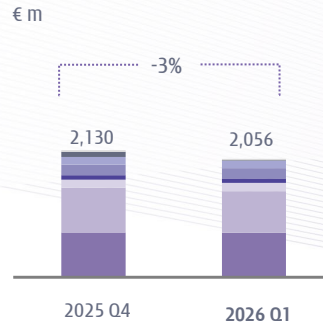
Revenue



Total Margin

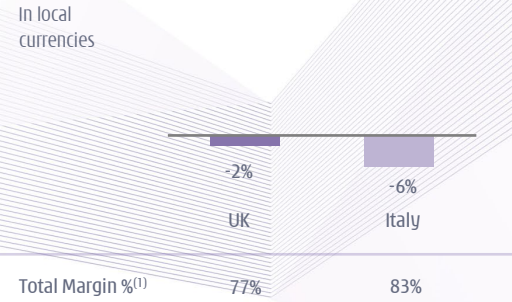


Total Margin



Total Margin Change Percentage

In local currencies



- UK
- Italy
- Sweden
- Denmark
- Austria
- Ireland
- Hong Kong
- Corporate & Others

(1) Total margin % represents total margin as a % of total revenue excluding handset revenue.

CKHGT - UK

Results Highlights

- Revenue and margin declined quarter on quarter affected by pressure in business segment, partly offset by growth in consumer and wholesale
- Focus on value customer to drive quarter on quarter net ARPU and net AMPU growth
- Churn improved quarter on quarter on all consumer brands despite intense market competition

Key Financials					
£ m	VodafoneThree 2026 Q1 ⁽¹⁾	3UK 2025 Q1	% Variance	VodafoneThree 2025 Q4 ⁽¹⁾	% Variance
Total Revenue	980	633	+55%	1,028	-5%
Total Margin	646	437	+48%	659	-2%
Total Margin (%) ⁽²⁾	77%	90%	-13%-pt	77%	-
Capex ⁽³⁾		(78)	NA		NA
Net ARPU (£) ⁽⁴⁾	15.25	13.63	+12%	15.15	+1%
Net AMPU (£) ⁽⁵⁾	14.14	12.41	+14%	13.97	+1%
Active customer ('000) ^{(6) (7)}	26,049	10,449	+149%	26,110	-
Active contract customer ('000) ⁽⁷⁾	21,040	9,261	+127%	21,062	-
Monthly average contract churn (%)	1.0%	1.4%		1.1%	

(1) 2026 Q1 and 2025 Q4 represent 3 months results of the Group's 49% share of results of VodafoneThree for January to March 2026 and October to December 2025, respectively. 2025 Q1 represents 3UK 100% standalone results.

(2) Total margin % represents total margin as a % of total revenue excluding handset revenue.

(3) Capex is not presented since upon completion of the VodafoneThree merger, the capex is no longer consolidated into CKHGT's total capex.

(4) Net ARPU equals total monthly revenue, including incoming mobile termination revenue but excluding contributions for a handset/device in contract bundled plans, divided by the average number of active customers during the year.

(5) Net AMPU equals total monthly revenue, including incoming mobile termination revenue but excluding contributions for a handset/device in contract bundled plans, less direct variable costs (including interconnection charges and roaming costs) (i.e. net customer service margin), divided by the average number of active customers during the year.

(6) An active customer is one that generated revenue from an outgoing call, incoming call or data/content service in the preceding three months.

(7) UK's customer base as at 2026 Q1 and 2025 Q4 was based on 100% of VodafoneThree.

CKHGT - Italy

Results Highlights

- Lower revenue and margin mainly from migration to being a fully integrated energy provider since 2026 as operations gradually ramp-up under the new model. Quarter-to-quarter variance also reflects seasonality
- Net customer service margin slightly improved year-on-year from higher net AMPU
- Contract churn % improvement reflects focus on retention strategies
- Capex investment continues to be tightly managed

Key Financials					
€ m	2026 Q1	2025 Q1	% Variance	2025 Q4	% Variance
Total Revenue	902	928	-3%	964	-6%
Total Margin	700	725	-3%	750	-6%
Total Margin (%)	83%	83%	-	83%	-
Capex	(98)	(128)	+23%	(270)	+64%
Net ARPU (€)	10.57	10.56	-	10.57	-
Net AMPU (€)	9.98	9.93	+1%	9.97	-
Active customer ('000)	17,976	17,954	-	18,006	-
Active contract customer ('000)	9,314	9,162	+2%	9,271	-
Monthly average contract churn (%)	1.1%	1.3%		1.1%	