

Hong Kong Exchanges and Clearing Limited and The Stock Exchange of Hong Kong Limited take no responsibility for the contents of this announcement, make no representation as to its accuracy or completeness and expressly disclaim any liability whatsoever for any loss howsoever arising from or in reliance upon the whole or any part of the contents of this announcement.



**OVERSEAS REGULATORY ANNOUNCEMENT
AND INSIDE INFORMATION ANNOUNCEMENT ON
THE QUARTERLY TRADING UPDATE FOR
CK HUTCHISON GROUP TELECOM HOLDINGS LIMITED**

This announcement is made by CK Hutchison Holdings Limited (the “Company”) pursuant to Rules 13.09(2)(a) and 13.10B of the Rules Governing the Listing of Securities on The Stock Exchange of Hong Kong Limited and the Inside Information Provisions under Part XIVA of the Securities and Futures Ordinance (Chapter 571 of the Laws of Hong Kong).

The board of directors of the Company would like to draw the attention of its shareholders and potential investors to the appended filing attaching the presentation of Q1 2020 quarterly trading update, which contains certain unaudited financial information in relation to the performance of CK Hutchison Group Telecom Holdings Limited (“CKHGT”, an indirect wholly-owned subsidiary of the Company) and its subsidiaries for the first quarter of 2020. Such filing has been published by CK Hutchison Group Telecom Finance S.A. (a wholly-owned subsidiary of CKHGT) on the website of the Luxembourg Stock Exchange and has also been made available at the website of CKHGT respectively on 4 May 2020.

Shareholders and potential investors of the Company are advised that the financial information of CKHGT and its subsidiaries referenced above is unaudited as of the date of this announcement and is included for reference only, they should not place undue reliance on such financial information and should exercise caution when dealing in the securities of the Company.

By Order of the Board

Edith Shih
Executive Director and Company Secretary

Hong Kong, 4 May 2020

As at the date of this announcement, the Directors of the Company are:

Executive Directors:

Mr LI Tzar Kuoi, Victor (*Chairman and
Group Co-Managing Director*)
Mr FOK Kin Ning, Canning
(*Group Co-Managing Director*)
Mr Frank John SIXT (*Group Finance Director
and Deputy Managing Director*)
Mr IP Tak Chuen, Edmond
(*Deputy Managing Director*)
Mr KAM Hing Lam
(*Deputy Managing Director*)
Mr LAI Kai Ming, Dominic
(*Deputy Managing Director*)
Ms Edith SHIH

Non-executive Directors:

Mr CHOW Kun Chee, Roland
Mrs CHOW WOO Mo Fong, Susan
Mr LEE Yeh Kwong, Charles
Mr LEUNG Siu Hon
Mr George Colin MAGNUS

Independent Non-executive Directors:

Mr KWOK Tun-li, Stanley
Mr CHENG Hoi Chuen, Vincent
The Hon Sir Michael David KADOORIE
Ms LEE Wai Mun, Rose
Mr William Elkin MOCATTA
(*Alternate to The Hon Sir Michael
David Kadoorie*)
Mr William SHURNIAK
Mr WONG Chung Hin
Dr WONG Yick-ming, Rosanna



CK HUTCHISON GROUP TELECOM HOLDINGS LIMITED

(Incorporated in the Cayman Islands with limited liability)

Trading Update

for the quarter ended 31 March 2020



Disclaimer

The information, statements and opinions contained in this Presentation and subsequent discussion do not constitute an offer to sell or solicitation of any offer to subscribe for or purchase any securities or other financial instruments or any advice or recommendation in respect of such securities or other financial instruments.

Potential investors and shareholders of the Company (the "Potential Investors and Shareholders") are reminded that information contained in this Presentation and subsequent discussion comprises extracts of operational data and financial information of the Group for the three-month period ended 31 March 2020. The information included in this Presentation and subsequent discussion, which does not purport to be comprehensive nor render any form of financial or other advice, has been provided by the Group for general information purposes only and certain information has not been independently verified. No representations or warranties, expressed or implied, are made as to, and no reliance should be placed on, the fairness, accuracy, completeness or correctness of the information, statements or opinions presented or contained in this Presentation and any subsequent discussions or any data which such information generates.

The performance data and the results of operations of the Group contained in this Presentation and subsequent discussion are historical in nature, and past performance is no guarantee of the future results of the Group. Any forward-looking statements and opinions contained in this Presentation and subsequent discussion are based on current plans, beliefs, expectations, estimates and projections at the date the statements are made, and therefore involve risks and uncertainties. There can be no assurance that any of the matters set out in such forward-looking statements are attainable, will actually occur or will be realised or are complete or accurate. Actual results may differ materially from those stated, implied and/or reflected in such forward-looking statements and opinions. The Group, the Directors, officers, employees and agents of the Group assume (a) no obligation to correct, update or supplement the forward-looking statements or opinions contained in this Presentation and subsequent discussion; and (b) no liability in the event that any of the forward-looking statements or opinions do not materialise or turn out to be incorrect.

Potential Investors and Shareholders should exercise caution when investing in or dealing in the securities of the Company.



CK Hutchison Group Telecom

Active Customer ⁽²⁾

42.9mn

Y-o-Y ↓ 5%

Revenue

€2.5bn

Y-o-Y ↓ 4%

Total Margin

€1.8bn

Y-o-Y ↑ 1%

Contract Churn ⁽³⁾

1.2%

Y-o-Y ↓ 0.1%-pts

Capex ⁽⁴⁾

€0.3bn

Y-o-Y ↑ 21%

Net Debt ⁽⁵⁾

€7.3bn

Y-o-Y ↓ 12%

(1) Unless otherwise specified, the discussion of the Group's operating results in this presentation is on a Pre-IFRS 16 basis.

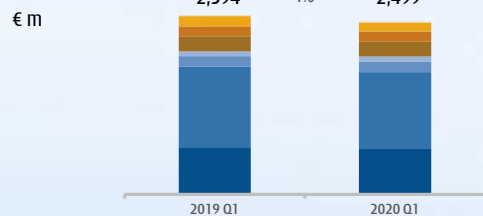
(2) An active customer is a mobile customer that generated revenue from an outgoing call, incoming call or data/content service in the preceding three months.

(3) Represents monthly average churn of contract customers.

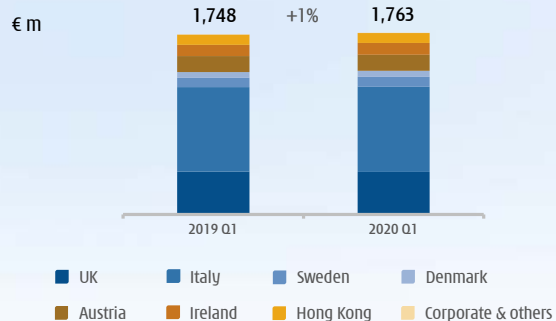
(4) Capex amount excludes licence costs.

(5) Total bank and other debts are defined, for the purpose of "Net debt" calculation, as the total principal amount of bank and other debts. Net debt is defined as total bank and other debts less total cash and cash equivalents.

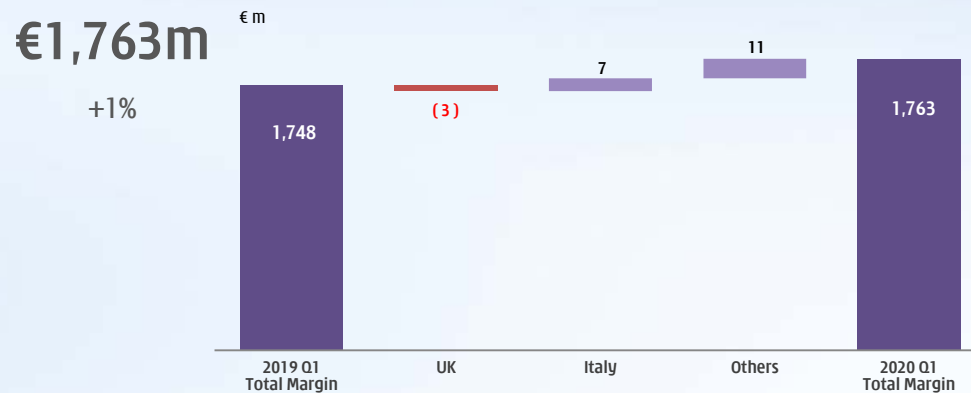
Revenue



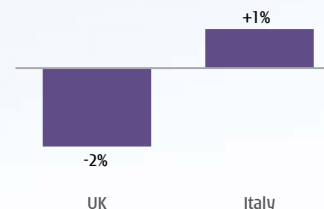
Total Margin



Total Margin



Total Margin Change % (in local currencies)



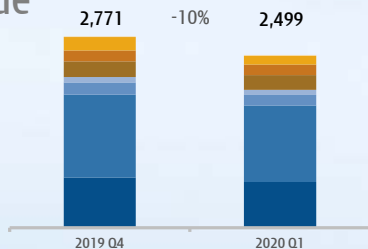
Total Margin % ⁽¹⁾



(1) Total margin % represents total margin as a % of total revenue excluding handset revenue.

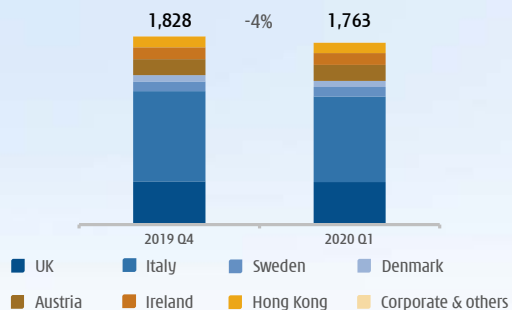
Revenue

€ m



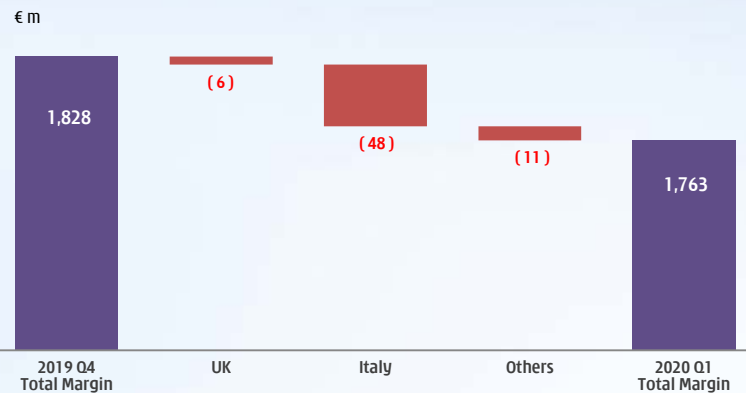
Total Margin

€ m

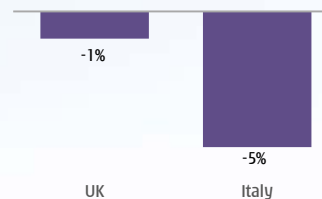


Total Margin

€1,763m



Total Margin Change % (in local currencies)



Total Margin %





£ m	2020 Q1	2019 Q1	% Variance	2019 Q4	% Variance
Total Revenue	570	585	-3%	625	-9%
Total Margin	356	362	-2%	359	-1%
Total Margin (%) ⁽¹⁾	84%	86%	-2%-pts	84%	-
Capex ⁽²⁾	(98)	(62)	↑58%	(205)	↓52%
Net ARPU (£) ⁽³⁾	12.60	13.51	-7%	12.73	-1%
Net AMPU (£) ⁽⁴⁾	10.91	11.74	-7%	11.02	-1%
Active customer ('000) ⁽⁵⁾	9,952	10,022	-1%	10,299	-3%
Active contract customer ('000)	7,243	6,952	+4%	7,153	+1%
Monthly average contract churn (%)	1.4%	1.2%		1.5%	

- Market landscape continues to be competitive in periods leading to the COVID-19 lockdown from 23 March 2020.
- Decline in revenue and margin against Q1 2019 mainly due to regulatory reduction in intra-EU calls and SMS chargeable rates since May 2019
- Decline in revenue against last quarter in 2019 mainly due to seasonal effects with higher mix of handset sales in Q4 2019 during Christmas seasons. Margin % maintained stable at 84%
- Increase in capex against Q1 2019 as 3UK progresses to complete IT transformation and accelerate 5G rollout plans in 2020
- Capex in Q4 2019 was higher as certain transformation milestones completed at the end of 2019
- Churn increased since Q3 2019 with regulatory change on out-of-contract notifications which eased mobile porting procedures for consumers, countered by strategically increasing proportion of active contract customers (Q1 2020: 73%; Q1 2019: 69%), providing stable margin contributions

(1) Total margin % represents total margin as a % of total revenue excluding handset revenue.

(2) Capex amount excludes licence costs.

(3) Net ARPU equals total monthly revenue, including incoming mobile termination revenue but excluding contributions for a handset/device in contract bundled plans, divided by the average number of active customers during the year.

(4) Net AMPU equals total monthly revenue, including incoming mobile termination revenue but excluding contributions for a handset/device in contract bundled plans, less direct variable costs (including interconnection charges and roaming costs) (i.e. net customer service margin), divided by the average number of active customers during the year.

(5) An active customer is one that generated revenue from an outgoing call, incoming call or data/content service in the preceding three months.



€ m	2020 Q1	2019 Q1	% Variance	2019 Q4	% Variance
Total Revenue	1,110	1,177	-6%	1,199	-7%
Total Margin	827	820	+1%	875	-5%
Total Margin (%)	80%	77%	+3%-pts	80%	-
Capex	(136)	(115)	↑18%	(612)	↓78%
Net ARPU (€)	9.11	8.99	+1%	8.94	+2%
Net AMPU (€)	9.11	8.99	+1%	8.94	+2%
Active customer ('000)	20,652	23,505	-12%	21,526	-4%
Active contract customer ('000)	9,474	10,171	-7%	9,717	-3%
Monthly average contract churn (%)	1.3%	1.6%		1.5%	

- Aggressive competition from Iliad and MVNOs still remained high before the COVID-19 lockdown from 9 March 2019
- Margin improvement initiatives proving effective with total margin and margin percentage growth against Q1 2019 despite reduced revenue
- Decline in revenue and margin against last quarter of 2019 mainly due to seasonal effects on customer usage and handset sales. Margin % remained stable at 80%
- Network modernisation & consolidation completed in 2019
- 5G rollout commencing in 2020
- Positive AMPU trend as a result of customer value management initiatives and cost control
- Continuous increase in proportion of active contract customers (Q1 2020: 46%; Q1 2019: 43%) in a predominantly prepaid market
- Gradual stabilisation of churn rates since mid 2019
- Reduced churn in Q1 2020 partly due to COVID-19

COVID-19

- Committed to focus on maintenance of the health and safety of our personnel and staff over profitability
- Telecommunication businesses in Europe are currently experiencing reduced churn and higher voice and data usage, but is partly offset by reduction in roaming contribution. Operations are focused on maintaining network quality and services for customers and at the same time keeping employees safe
- Certain countries' retail outlets are reopening after closures in March and April, in which sales are mostly diverted to online or mobile apps during those closures.
- Spectrum auctions scheduled for Q2 2020 in UK and Austria have been deferred until further notice due to COVID-19. Sweden plans to conduct spectrum auction in Nov-2020.

5G

- UK on progress with accelerated 5G network rollout during 2020
- Italy to focus 5G network development in Rome, Milan, Naples and Bologna in 2020
- Ireland to launch 5G services including FWA in 2020

CKH Networks

- On target to complete reorganisation in June 2020
- CKH Networks operational and preliminary results / guidance from July 2020
- Pro-forma FY 2020 results available in March 2021