

2025 Interim Results

12 August 2025

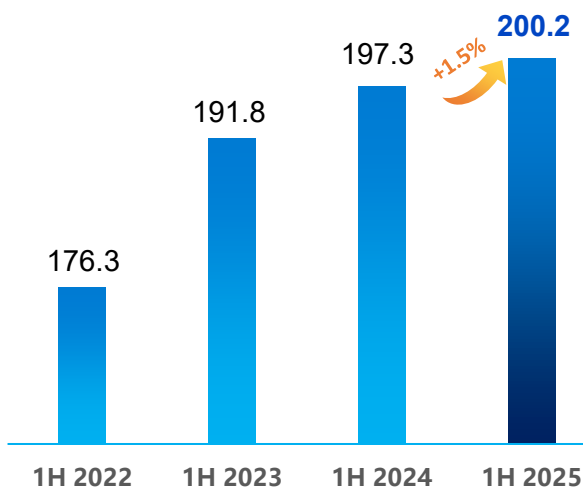
Certain statements contained in this presentation may be viewed as “forward-looking statements”. Such forward-looking statements are subject to known and unknown risks, uncertainties and other factors, which may cause the actual performance, financial condition or results of operations of the Company to be materially different from any future performance, financial condition or results of operations implied by such forward-looking statements. In addition, we do not intend to update these forward-looking statements. Neither the Company nor the directors, employees or agents of the Company assume any liabilities in the event that any of the forward-looking statements does not materialise or turns out to be incorrect.

Overall Results

Steady Growth in Operating Results

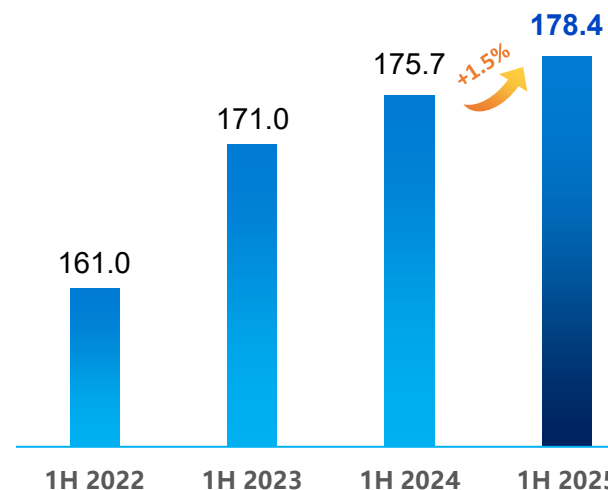
Operating revenue

(RMB bil)



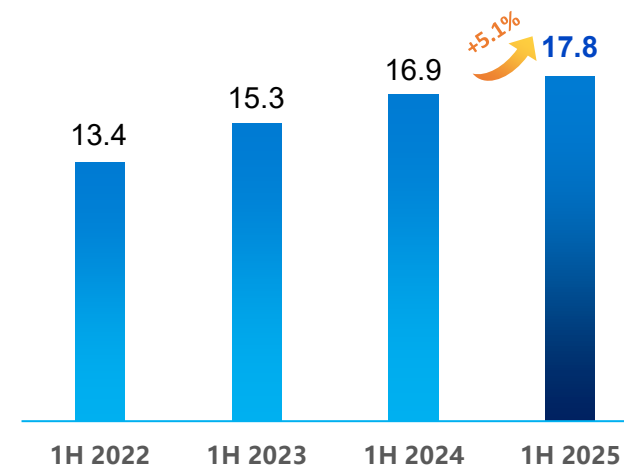
Service revenue

(RMB bil)



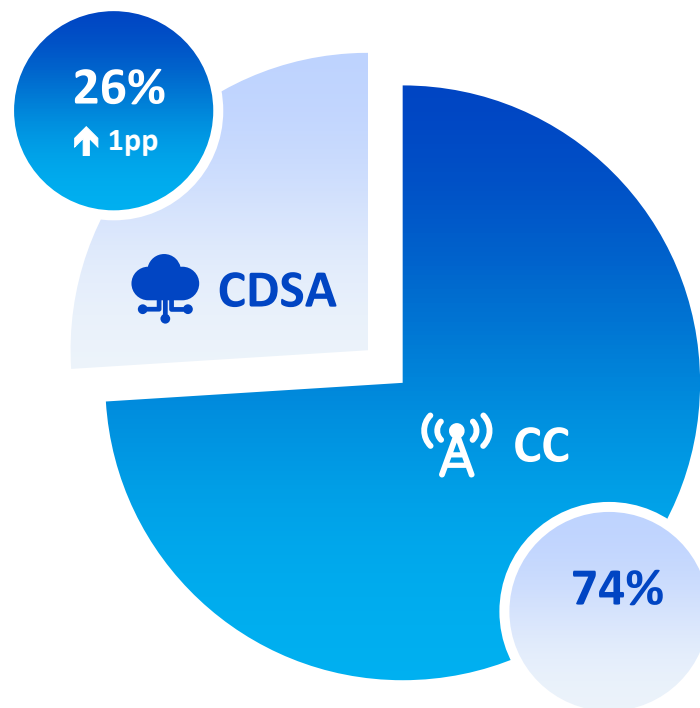
Profit before income tax

(RMB bil)



Optimising Business Structure

Service revenue mix



Two main businesses

Connectivity and Communications (CC)¹



RMB 131.9 bil

↑ 0.4%

Computing and Digital Smart Applications (CDSA)²



RMB 45.4 bil

↑ 4.3%

Key businesses

International business



RMB 6.8 bil

↑ 11.1%

Strategic Emerging Businesses as % of service revenue



86%

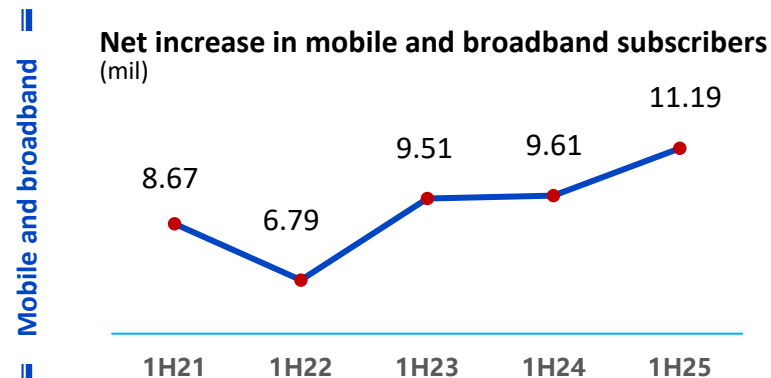
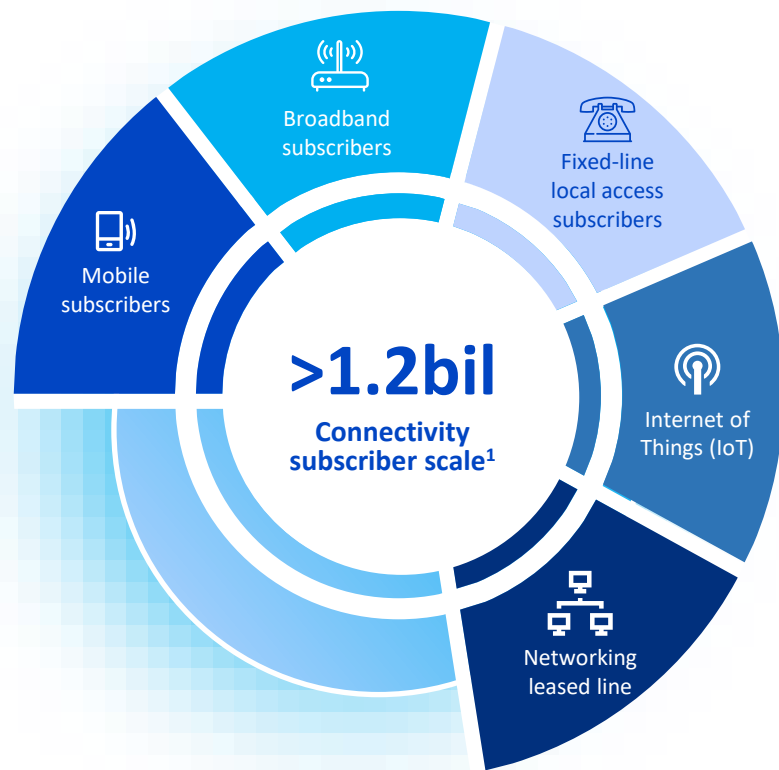
Notes:

1. Connectivity and Communications (CC) includes mobile connectivity, broadband connectivity, TV connectivity, leased line connectivity, communication services, and information services.
2. Computing and Digital Smart Applications (CDSA) includes computing services, data centre, system integration, data services, intelligence services and cybersecurity.



- 1 CC business made steady progress
- 2 CDSA business delivered enhanced quality
- 3 International business accelerated expansion
- 4 Network investment achieved higher efficiency
- 5 Technological innovation continuously strengthened

CC - Actively Expanding Subscriber Base



Total mobile and broadband subscribers



480 mil

1H net addition reached a new high in recent years

IoT/loV



IoT

690 mil

No. of connections net increased by 60.32 mil



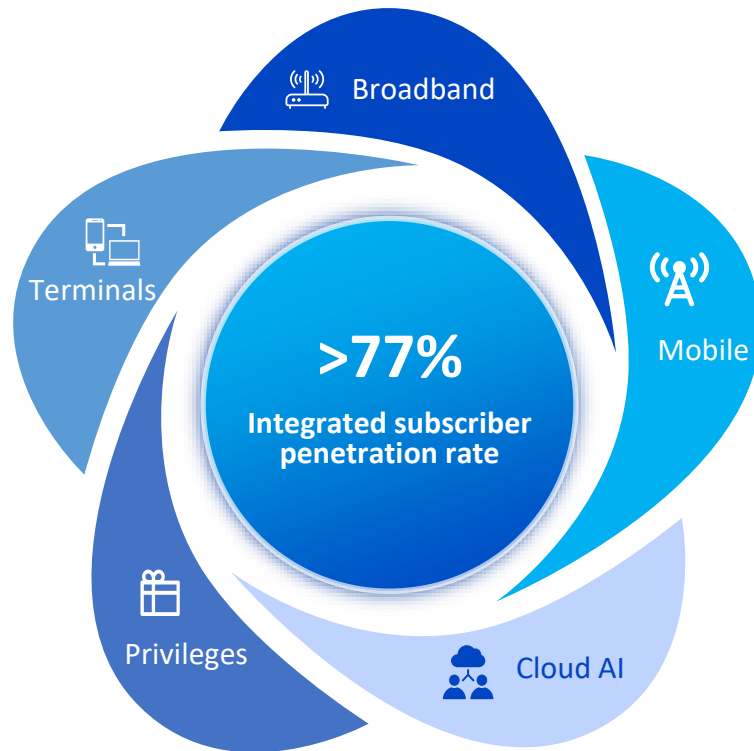
IoV

86 mil

Consolidating leading edge

Notes:
1. Connectivity subscriber scale = aggregate number of mobile billing subscribers + aggregate number of fixed-line broadband subscribers + aggregate number of fixed-line local access subscribers + aggregate number of Internet-of-things terminal connections + aggregate number of networking leased line subscribers

CC - Effective Enhancement of Subscriber Value



"Dual-Gigabit"¹
subscriber ratio

50%



Cloud-AI products²
subscribers

270 mil

Net addition of >20 mil



Integrated
business ARPU

RMB >100

Notes:

1. "Dual-Gigabit" subscribers = 5G network subscribers + gigabit broadband subscribers
2. Cloud-AI products include Unicom UHD, Unicom Home Monitoring, Cloud-AI handsets, Cloud-AI computers, UniBOX Tongtong, Unicom Cloud Drive, etc.



Continuously Rising

Customer satisfaction



Enhanced channel service capabilities



10,000 Stores
Revamp



Terminal
Cooperation



Refined
Operations

AI-powered customer service



84%

Smart customer service ratio



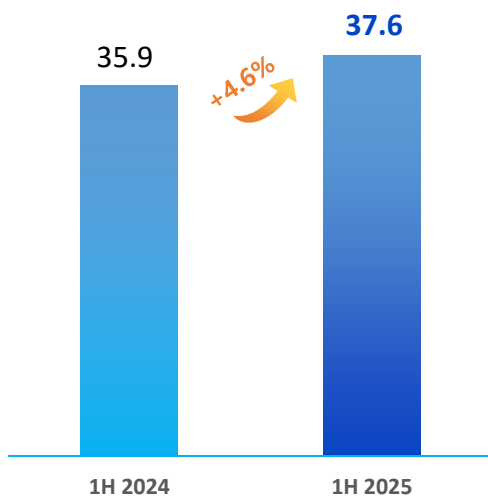
99%

Issue resolution rate

CDSA – Strong Momentum in Computing Power Business



Unicom Cloud¹ revenue
(RMB bil)



AI integration



Mega 10k-chip cluster
management capability

Computing-network integration



Distributed
intelligent allocation

Data security expert

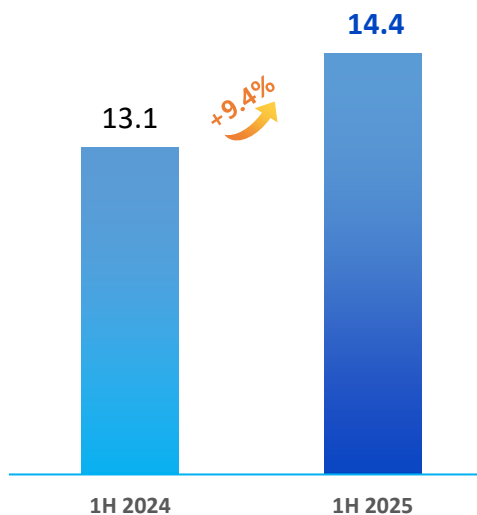


Best among central SOEs
Proprietary & controllable
cloud-native capability



Data centre

Data centre revenue
(RMB bil)



Accelerated development



↑ 60%

AIDC contract value
signed in 1H

Quality service



Internet platform
companies

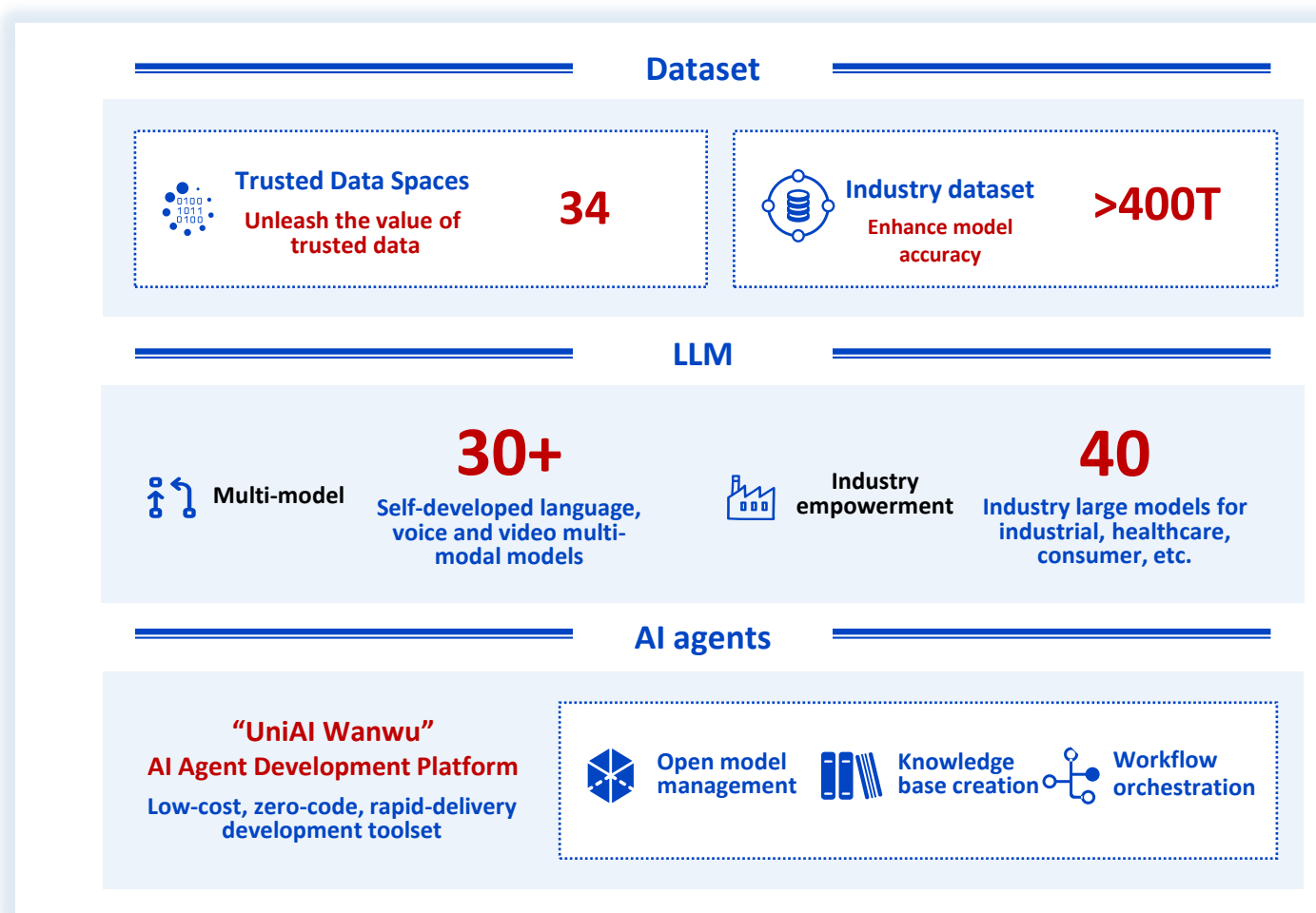


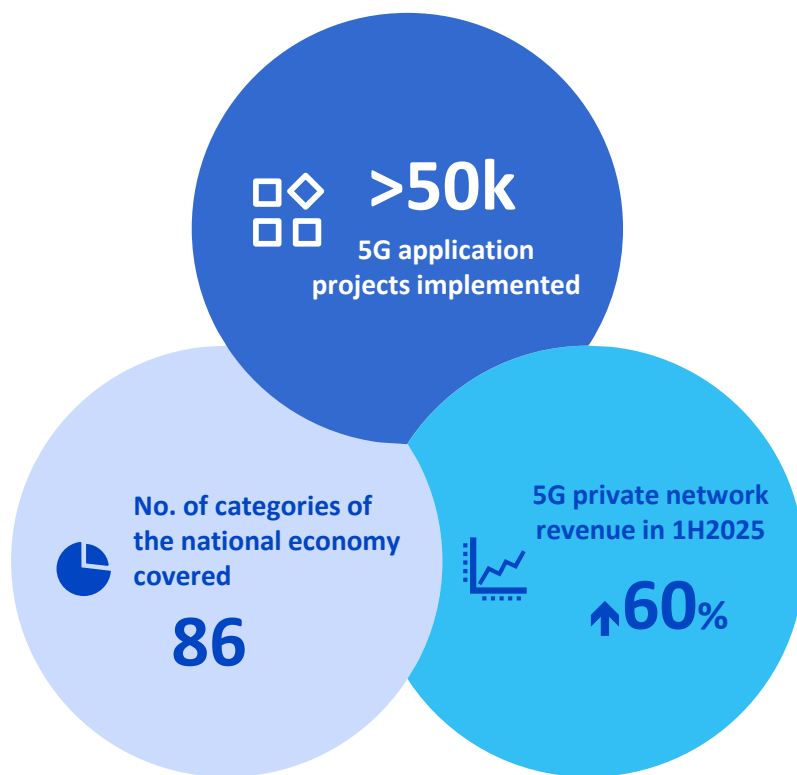
Banks and other
financial institutions

Notes:

1. To reflect the business opportunities brought by the development of artificial intelligence in terms of general computing and intelligent computing, the scope of Unicom Cloud revenue has been optimised to include revenue from cloud IDC, cloud resources, cloud platform, cloud service, cloud integration, cloud interconnection, cloud security, etc. generated from integrated innovative solutions, with the revenue for the same period last year being adjusted accordingly.

CDSA - Accelerated Growth of Intelligence Services





Becoming a digital service provider with deeper industry expertise



Industrial Internet

7,500
5G factories



Automobile



Steel



Electronics



Smart healthcare

2,000+
Healthcare institutions



Healthcare Service



Medication R&D



Hospital Management



Smart cities

>400 cities
Serving urban innovative development and smart governance



Intelligent operation of 12345 hotline



City brain

International Business Accelerated Expansion



Global Intelligent
Networking
Leading in scale



>280
No. of global cloud
service providers
served



>400
No. of global data
centres connected

Global computing power deployment



Established 5 new overseas intelligent
computing centres, and launched
thousand-chip clusters, liquid cooling
and global industry solutions

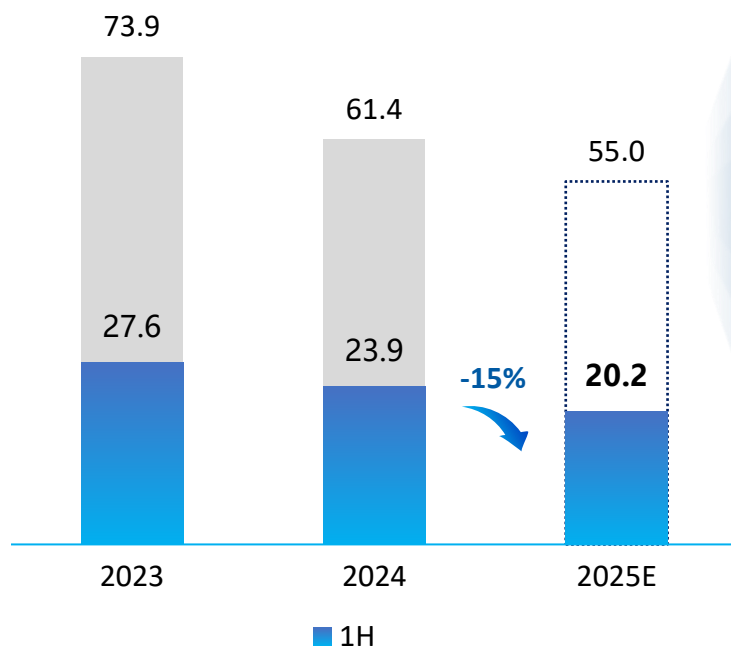
Building benchmark projects



Smart manufacturing in ASEAN,
smart warehousing in Middle East,
smart mining in Africa, and smart
ports in Europe

Network Investment - Precise & Efficient CAPEX

CAPEX
(RMB bil)



Precise construction & intelligent network management

Strive to build
ultra-lean
network

Annualised OPEX savings
nearly RMB 1 bil

IDC resource utilisation

>70%

Continuously
enhance investment
efficiency

Network Investment – New Upgrade in Network Capabilities



中国联通
China unicom



Capability upgrade of broadband and mobile networks



Mobile network population coverage

>99%

5G-A scale commercialisation

>330 cities



Broadband network household coverage

570 mil

No. of 10G optical network pilot cities

106



Innovative supply of computing power network



Elastic and AI-ready DC

IDC capacity reserve

2,650MW



Integrated general & intelligent computing power

Intelligent computing power scale

30 EFLOPS



Computing-network integrated channel

AINet

Efficient and lossless interconnection between computing power nodes



Robust backbone network connectivity



200k km

“New Eight Vertical Eight Horizontal” backbone network



246T

International submarine cable backbone channel equity capacity

↑23%

Technological Innovation Continuously Strengthened



2024 Central State-owned Enterprises
Excellent Technological Innovation Enterprise



Talent pool



Proportion of technological
innovation talents

>40%



No. of technological personnel

47k

Innovation system



R&D
institutions

- China Unicom Next-Generation Internet Broadband Service Application National Engineering Research Centre
- China Unicom Data Science and Artificial Intelligence Research Institute
- China Unicom (Hong Kong) Innovation Research Institute Limited

Actively Fulfilling Corporate ESG Responsibilities



Sustainable Asia Award

Corporate Governance Asia
15th Asian Excellence Award 2025



Most Committed to ESG

FinanceAsia
Asia's Best Managed Companies Poll
2025



Most Honored Telecom Company

Extel (formerly Institutional Investor)
2025 Asia Executive Team ranking



Adhering to green development



Launched China Unicom Carbon
Search Green Action Plan



22

National green data centres



Fulfilling social responsibilities



Create
heartwarming
products

>5 mil

No. of disabled and
elderly benefited



Safeguard
network
connectivity

- Leverage network-wide joint actions to efficiently coordinate flood response resources



Improving corporate governance



Notable
achievements
in corporate
governance

Excellent¹

Board evaluation
Highest rating for 5
consecutive years



Enhance
supervision
system

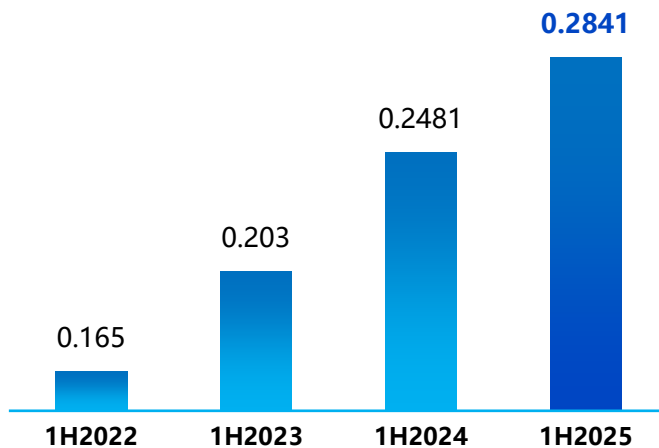
- All-level penetrated management
- Rigorous internal control execution

Note:

1. Refers to China United Network Communications Limited, the Company's controlling shareholder

High Regard for Shareholder Returns

Interim dividend per share
(RMB)



High Regard for Shareholder Returns

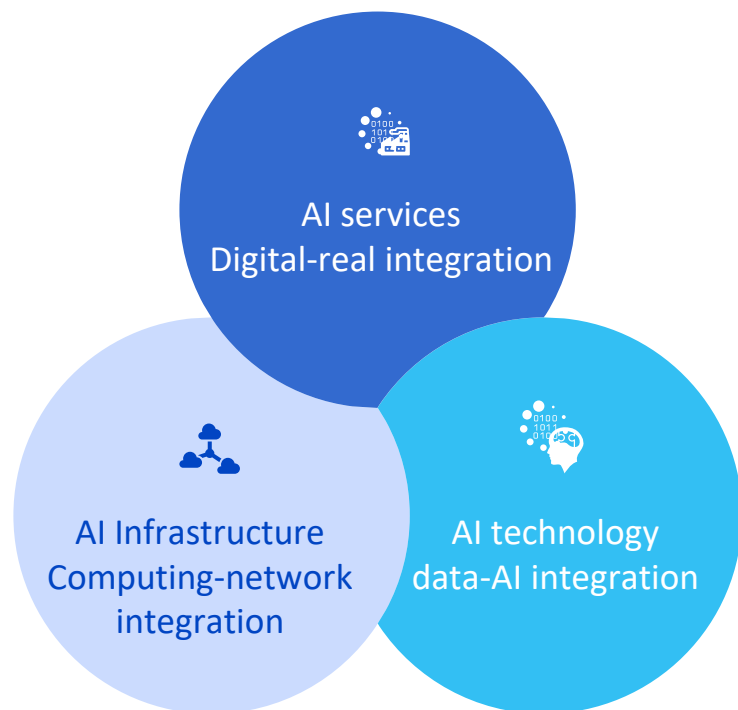
14.5%

YoY growth of DPS

The Board of Directors resolved to distribute an interim dividend of RMB 0.2841 per share (before tax).



High-quality achievement of full-year operating results targets
Sound conclusion of the “14th Five Year Plan”



To increase investment in strategic emerging businesses such as AI
Full-year CAPEX: around **RMB 55 billion**



Continuous enhancement of management, operation and services
To create greater value for shareholders, customers and the society

Financial Performance

Effective Cost Control

(RMB mil)	1H 2025	Yoy change	
Total operating expenses	186,285	0.9%	The growth rate is lower than the 1.5% growth of operating revenue
Include: Interconnection charges	5,467	-0.2%	
Depreciation and amortisation	40,320	-4.8%	Mainly benefited from continuous enhancement in investment efficiency in recent years
Network, operation and support expenses	31,366	3.0%	Mainly due to the expansion of the Company's network scale and its increasing computing power resources
Employee benefit expenses	28,609	-0.4%	
Costs of telecommunications products sold	21,111	-0.2%	
Selling expenses	18,170	2.5%	Selling expenses as % of operating revenue remained stable
G&A expenses	41,242	6.3%	Actively tapped into the blue ocean of CDSA with moderate increase in cost spending

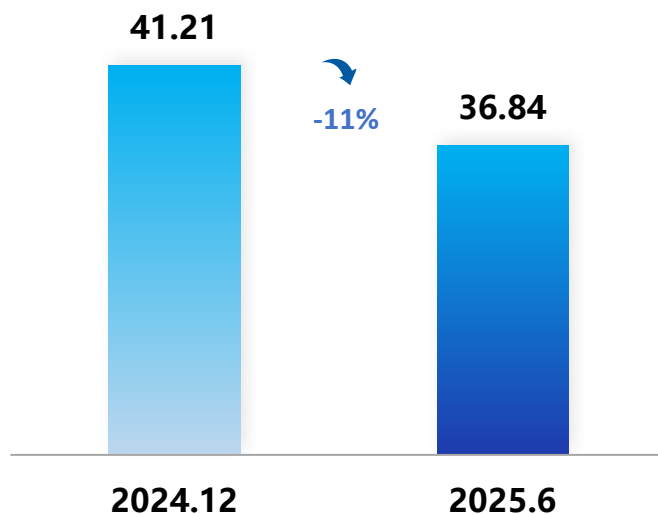
Continuously Strengthened Ability to Counter Financial Risks



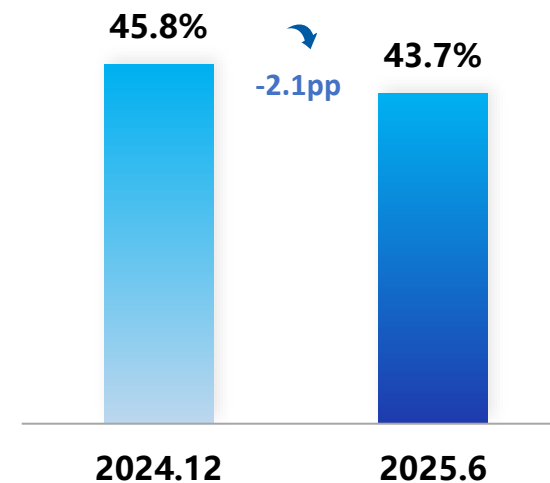
中国联通
China unicom

Interest-bearing liabilities

(RMB bil)



Liabilities-to-assets ratio





中国联通
China unicom

Thank You!