



Lingbao Gold Company Ltd. 靈寶黃金股份有限公司

(A joint stock limited company incorporated in the People's Republic of China with limited liability)
(Stock Code: 3330)

| 2013 Annual Report |



CONTENTS

2	Corporate Information	45	Consolidated Statement of Profit or Loss and Other Comprehensive Income
4	Financial Highlights	46	Consolidated Statement of Financial Position
6	Corporate Profile	48	Statement of Financial Position
7	Chairman's Statement	50	Consolidated Statement of Changes in Equity
11	Management Discussion and Analysis	51	Consolidated Cash Flow Statement
19	Profile of Directors, Supervisors and Senior Management	53	Notes to the Financial Statements
22	Corporate Governance Report	134	Five Years Summary
34	Report of the Supervisory Committee		
35	Directors' Report		
42	Independent Auditor's Report		
44	Consolidated Statement of Profit or Loss		



CORPORATE INFORMATION

Directors

Executive Directors

Mr. Jin Guangcai (*Chairman*)

Mr. Zhang Guo

Mr. He Chengqun

Independent Non-executive Directors

Mr. Yang Dongsheng

Ms. Du Liping

Mr. Xu Qiangsheng

Mr. Han Qinchun

Supervisors

Mr. Yao Shun

Mr. Jiao Xiaoxiao

Mr. Wang Guodong

Audit Committee

Mr. Yang Dongsheng (*Chairman*)

Ms. Du Liping

Mr. Xu Qiangsheng

Mr. Han Qinchun

Nomination Committee

Mr. Xu Qiangsheng (*Chairman*)

Mr. Yang Dongsheng

Ms. Du Liping

Mr. Han Qinchun

Remuneration Committee

Ms. Du Liping (*Chairman*)

Mr. Yang Dongsheng

Mr. Xu Qiangsheng

Mr. Han Qinchun

Company Secretary

Mr. Poon, Lawrence Chi Leung

Authorised Representatives

Mr. Jin Guangcai

Mr. Poon, Lawrence Chi Leung

International Auditor

KPMG

PRC Auditor

Peking Certified Public Accountants

Legal Adviser

Hong Kong law

DLA Piper Hong Kong

PRC law

Commerce & Finance Law Offices

Principal Bankers

Bank of China, Lingbao City Branch

Agricultural Bank of China, Lingbao City Branch

China Construction Bank, Lingbao City Branch

Industrial and Commercial Bank of China,
Lingbao City Branch

Industrial Bank, Zhengzhou Branch

Bank of Communications, Zhengzhou Branch

China Development Bank

Shenzhen Development Bank

HSBC

Share Registrar and Transfer Office for H Shares

Computershare Hong Kong Investor Services Limited

Shops 1712-1716, 17th Floor

Hopewell Centre

183 Queen's Road East

Wanchai

Hong Kong

Registered Office of the Company

Hangu Road and Jingshan Road

Intersection

Lingbao

Henan Province

The PRC

Principal Place of Business in Hong Kong

Room 1902, 19th Floor
MassMutual Tower
38 Gloucester Road
Wanchai
Hong Kong

Stock Information

Stock Code : 3330
Listing Date : 12 January 2006
Issued Shares : 297,274,000 shares (H Shares)
472,975,091 shares (Domestic Shares)
Nominal Value : RMB0.20 per share
Stock Name : Lingbao Gold
Website of the Company : www.lbgold.com
Investors' website : www.irasia.com/listco/hk/lingbao

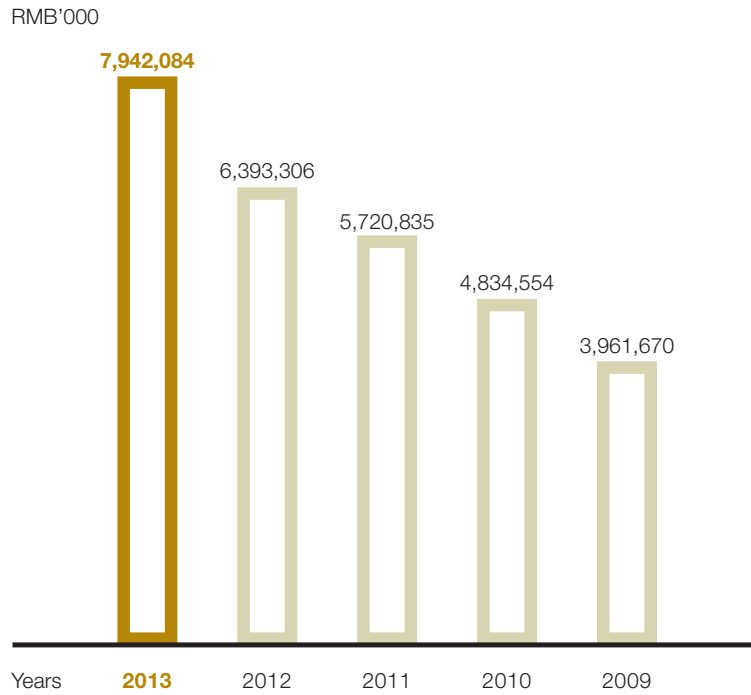
Investor Relations Contact

Mr. Poon, Lawrence Chi Leung
Hong Kong Office
Room 1902, 19th Floor
MassMutual Tower
38 Gloucester Road
Wanchai
Hong Kong
Email: lingbaogold@vip.sina.com

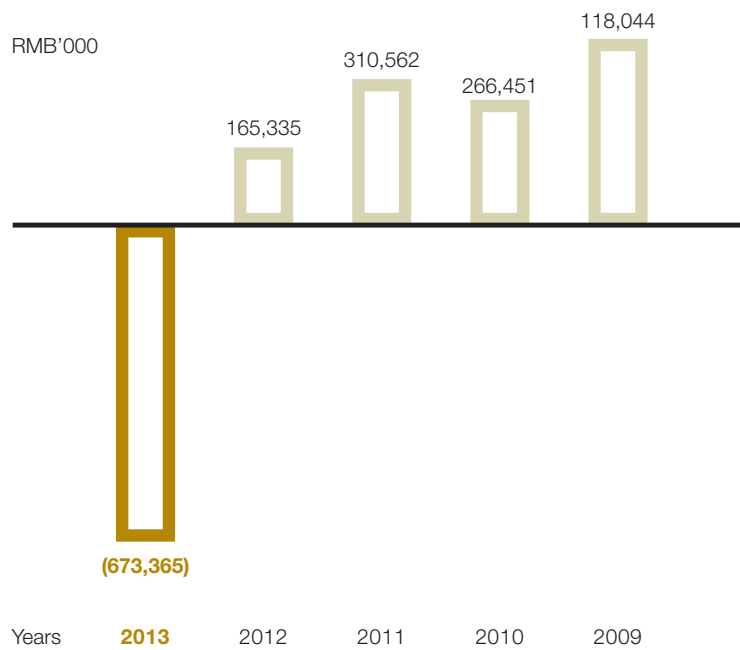
Mr. Xing Jiangze
PRC Office
Hangu Road and
Jingshan Road Intersection
Lingbao
Henan
The People's Republic of China
(Postcode: 472500)
Tel: (86-398) 8862-218
Fax: (86-398) 8860-166
Email: lingbaogold@vip.sina.com

FINANCIAL HIGHLIGHTS

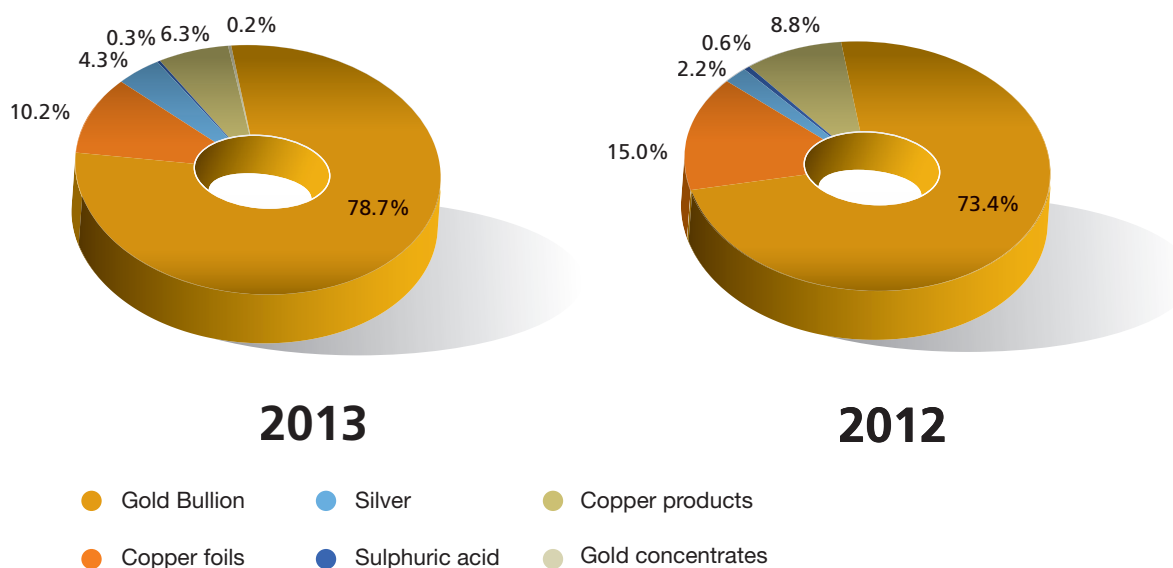
Turnover



Profit Attributable to Equity Shareholders



Sales Analysis by Products



Capital Resources

	2009 RMB'000	2010 RMB'000	2011 RMB'000	2012 RMB'000	2013 RMB'000
Total assets	4,911,918	5,329,106	6,561,160	7,919,034	6,723,546
Cash and cash equivalents	685,321	323,712	349,568	267,935	367,202
Bank and other borrowings	2,513,615	2,580,412	3,234,356	4,216,285	3,792,152
Shareholder equity	1,832,527	2,066,921	2,299,330	2,387,956	1,663,494

CORPORATE PROFILE

Lingbao Gold Company Ltd. (“Lingbao Gold” or the “Company” and together with its subsidiaries, the “Group”) is listed on the Main Board of The Stock Exchange of Hong Kong Limited (the “Stock Exchange”) since 12 January 2006.

The Group is an integrated gold mining enterprise in the People’s Republic of China (“PRC”), and is mainly engaged in gold mining, smelting, refining and copper processing. The products of the Group are gold, silver, copper products, copper foils and sulphuric acid. The Shanghai Gold Exchange certified the Group as a standard gold bullion production enterprise. The Group’s mineral resources are scattered in the PRC regions of Henan, Xinjiang, Jiangxi, Inner Mongolia, Gansu and Kyrgyz Republic (“KR”) with 55 mining and exploration rights with a total area of 2,266.30 sq. km. The total gold reserve and resources as at 31 December 2013 were approximately 52.46 tonnes (approximately 1,686,628 ounce) and 133.07 tonnes (approximately 4,278,300 ounce) respectively. The gold reserve and resources report is prepared in accordance with PRC GB/T17766-199 «Solid Mineral Resources/Reserves Classification», GB/T13908-2002 «General Requirements for Solid Mineral Geological Exploration» and DZ/T0205-2002 «Geological Exploration Requirements for Hard-Rock Gold». In 2013, approximately 17,655 kg (approximately 567,621 ounce) of gold was produced, and the loss for the year amounting to RMB673,365,000.

The objective of the Group’s strategy in the future is continuous expansion, to become the leading integrated gold mining enterprise in the PRC and gradually promote our brand in the international market. The Group will focus on the exploration and expansion of production scale and continue to acquire gold resources with potential.

CHAIRMAN'S STATEMENT

Dear Shareholders,

I hereby present you the results of the Company for the year ended 31 December 2013. The loss before tax of the Group amounted to approximately RMB846,761,000 for the year ended 31 December 2013, as compared to the profit before tax of the Group of RMB224,697,000 for the corresponding period of the prior year. Loss for the year of the Group attributable to the equity shareholders amounted to RMB673,365,000, as compared to the profit of the Group attributable to the equity shareholders of RMB165,335,000 for the corresponding period of the prior year. Loss per share of the Group was RMB0.87. After a discussion of the board (the "Board") of directors (the "Directors") of the Company, the Directors do not recommend the payment of final dividend.

Review for the Year 2013

In 2013, the volume of gold, silver, electrolytic copper, copper foil and sulphuric acid produced by the Group amounted to 17,655 kg, 56,302 kg, 15,002 tonnes, 12,143 tonnes and 175,111 tonnes, respectively. As at 31 December 2013, the total gold reserves and resources were 185.53 tonnes. The Group held 55 mining and exploration rights in aggregate covering 2,266.30 square kilometres, of which 15 were mining rights.

The following is a table of resources and reserves of the Group as at 31 December 2013:

No.	Mine (Project) Name	Minerals	Unit	Proven+ Indicated	Inferred	Total
1	Henan Lingjin No.1 Mine	Gold	Ore(t)	334,929	230,203	565,132
			Grade(g/t)	6.60	6.36	6.50
			Gold Contained(kg)	2,212	1,464	3,676
2	Deep exploration area of Henan Lingjin No.1 Mine	Gold	Ore(t)	2,774,569	3,433,447	6,208,016
			Grade(g/t)	4.09	5.10	4.65
			Gold Contained(kg)	11,352	17,521	28,873
3	Henan Hongtuling Gold Mine	Gold	Ore(t)	983,721	267,272	1,250,993
			Grade(g/t)	7.22	7.84	7.36
			Gold Contained(kg)	7,107	2,095	9,202
4	Henan Hongxin No.1 Mine	Gold	Ore(t)	194,204	36,065	230,269
			Grade(g/t)	4.10	3.89	4.07
			Gold Contained(kg)	797	140	937
5	Henan Lingjin No.2 Mine	Gold	Ore(t)	935,773	447,112	1,382,885
			Grade(g/t)	7.82	7.51	7.72
			Gold Contained(kg)	7,317	3,359	10,676
6	Henan Pengjialaozhuang Gold Mine	Gold	Ore(t)	71,027	664,650	735,677
			Grade(g/t)	4.46	4.57	4.56
			Gold Contained(kg)	317	3,040	3,357
7	Henan Shangshanghe Gold Mine	Gold	Ore(t)	594,530	335,592	930,122
			Grade(g/t)	4.45	4.62	4.51
			Gold Contained(kg)	2,645	1,549	4,194

CHAIRMAN'S STATEMENT

No.	Mine (Project) Name	Minerals	Unit	Proven+		Total
				Indicated	Inferred	
8	Periphery of Henan Shangshanghe Gold Mine	Gold	Ore(t)	388,920	3,084,203	3,473,123
			Grade(g/t)	5.53	4.73	4.82
			Gold Contained(kg)	2,151	14,594	16,745
9	Henan Laowan Gold Mine	Gold	Ore(t)	172,437	154,369	326,806
			Grade(g/t)	4.52	3.55	4.06
			Gold Contained(kg)	780	548	1,328
10	Henan Eastern Laowan Gold Mine	Gold	Ore(t)	24,100	349,454	373,554
			Grade(g/t)	7.47	4.90	5.07
			Gold Contained(kg)	180	1,712	1,892
11	Xinjiang Duolanasayi Gold Mine	Gold	Ore(t)	262,688	1,986,160	2,248,848
			Grade(g/t)	4.08	3.87	3.89
			Gold Contained(kg)	1,071	7,677	8,748
12	Deep part of Xinjiang Duolanasayi Gold Mine	Gold	Ore(t)		854,443	854,443
			Grade(g/t)		4.71	4.71
			Gold Contained(kg)		4,021	4,021
13	Periphery of Xinjiang Duolanasayi Gold Mine	Gold	Ore(t)		129,803	129,803
			Grade(g/t)		5.18	5.18
			Gold Contained(kg)		672	672
14	Xinjiang Tuokuzibayi Gold Mine	Gold	Ore(t)	72,369	564,062	636,431
			Grade(g/t)	4.94	3.13	3.33
			Gold Contained(kg)	358	1,764	2,121
15	Deep part of Xinjiang Tuokuzibayi Gold Mine	Gold	Ore(t)	21,828	470,695	492,523
			Grade(g/t)	4.77	3.98	4.01
			Gold Contained(kg)	104	1,872	1,976
16	Jinchanshan Gold Mine of Inner Mongolia	Gold	Ore(t)	698,440	274,787	973,227
			Grade(g/t)	5.15	5.48	5.24
			Gold Contained(kg)	3,597	1,505	5,102
17	Jinchanshan Changgao Gold Mine of Inner Mongolia	Gold	Ore(t)	121,372	215,182	336,554
			Grade(g/t)	5.77	6.65	6.33
			Gold Contained(kg)	700	1,430	2,130
Total of gold contained – Domestic				40,688	64,963	105,651

CHAIRMAN'S STATEMENT

No. Mine (Project) Name	Minerals	Unit	Proven+ Indicated	Inferred	Total
18 Upper part of Istanbul Gold Mine of Kyrgyzstan	Gold	Ore(t)	1,117,536	2,017,194	3,134,730
		Grade(g/t)	8.41	6.67	7.29
		Gold Contained(kg)	9,403	13,455	22,857
19 Eastern Istanbul Gold Mine of Kyrgyzstan	Gold	Ore(t)	101,075	1,560,364	1,661,439
		Grade(g/t)	7.96	6.64	6.72
		Gold Contained(kg)	805	10,359	11,164
20 Istanbul Gold Mine of Kyrgyzstan	Gold	Ore(t)	6,228	756,333	762,561
		Grade(g/t)	10.92	10.03	10.03
		Gold Contained(kg)	68	7,583	7,651
21 Akesu Gold Mine of Kyrgyzstan	Gold	Ore(t)	118,825	1,566,203	1,685,028
		Grade(g/t)	7.28	6.06	6.15
		Gold Contained(kg)	865	9,498	10,363
22 Tieliekelin Gold Mine of Kyrgyzatan	Gold	Ore(t)	105,002	480,609	585,611
		Grade(g/t)	5.51	5.65	5.62
		Gold Contained(kg)	579	2,714	3,293
23 Exploration area of Tieliekelin Gold Mine	Gold	Ore(t)	13,114	4,604,622	4,617,736
		Grade(g/t)	4.19	5.32	5.32
		Gold Contained(kg)	55	24,500	24,555
Total of gold contained – Oversea			11,775	68,109	79,883
Total of gold contained			52,463	133,072	185,535

The gold resources and reserves estimates were based on the 2011 estimates of resources and reserves as approved for record by the Department of Land and Resources of the PRC. The changes in gold resources and reserves during the period were due to mining consumption and exploration and was confirmed by qualified mineral resources evaluator.

The prior year was the most difficult year for the Company since its establishment. There was a major transition in the development history of the Company. Both the PRC gold industry and the Company encountered the most significant crisis, which affected the development plan of the Company for the coming 10 years. In other words, 2013 was the most challenging year in the 10-year history of the Company. A high inventory was held by smelting branch, despite the fact that we had sold a batch of gold in May and June, the Company still recorded a significant loss due to the sharp decline in gold price. The Company had expected that there would be a turning point of gold price in 2013-2014, thus the Company initiated the listing of A shares in 2010 and were racing with the market. Although we had put great efforts in the past three years, we failed to outpace the market. During the prior year, there were new challenges for the future development of the Company and we further changed our operating idea and business model, accelerated scientific development and transformation process, and maintained innovative development.

CHAIRMAN'S STATEMENT

Business Outlook of 2014

The Group expects 2014 to be a challenging year. Therefore, we have to continue with our dedicated works. While enhancing the quality and standard of gold smelting and processing operation, the Company also focuses on improving the production capacity of gold mines. It will put greater efforts in the exploitation, renovation and upgrade of the top six mining enterprises. Meanwhile, the Company has to put greater efforts in the technical optimization and upgrade of Full Gold Company. The Company also has to resolve the problem of mining dilution rate and processing recovery rate in order to increase the gold production. Wason Copper-Foil strives to become the largest lithium-foil manufacturer in China and a high-tech enterprise, thereby providing new source of revenue for the Company. The Company will accelerate the training on junior staff and optimization of employee structure. Training for technical staff is essential for enhancing the competitiveness of the Company, and in turn, the success of the Company in the market. The Company will focus on the development needs for industry transformation and upgrade, technical optimization, project construction and corporate management. The Company will loosen the restrictions on promotion of quality staff and accelerate the staff training in order to promote our development. In addition, the management of the Group will put double efforts in cost control and efficiency improvement, bringing great return for our shareholders.

Appreciation

On behalf of the Board, I wish to express our sincere gratitude to all the shareholders for their support and trust, and to the management and all the staff for their dedication and hard work over the past year.

By order of the Board

Jin Guangcai

Chairman

Lingbao, Henan, the PRC

27 March 2014

Review of Business

In 2013, the Group produced approximately 17,655 kg (equivalent to approximately 567,621 ounce) gold, representing an increase of approximately 1,302 kg (equivalent to approximately 41,860 ounce) or 8.0% as compared with the previous year. The Group's turnover increased by 24.2% to approximately RMB7,942,084,000. The loss attributable to the equity shareholders of the Company for the year was approximately RMB673,365,000, while the profit attributable to the equity shareholders of the Company for the previous year was RMB165,335,000. The Company's basic loss per share was RMB0.87. The loss was mainly due to (i) the slump of commodity prices; (ii) the inventory write-down of approximately RMB51,956,000; (iii) the operation suspension of Full Gold Mining Limited Liability Company ("Full Gold") due to the recovery rate of its processing plant failed to meet the expected standard. Full Gold is currently reviewing other processing solutions to improve the gold recover rate; and (iv) the Group conducted impairment test on mining operation in view of the slump in gold price. Hence, the Group recognized goodwill impairment of RMB34,058,000 and provision for impairment of property, plant and equipment of RMB22,584,000.

Given that raw materials accounted for over 83% of total production cost, the Group intends to increase its self-produced output of mine gold through expansion of mining operation, and uplift the overall production and operation targets, so as to minimise the risks associated with raw materials purchased from outsiders.

1. Mining Segment

Turnover and production

Our mining business mainly comprises the sales of gold concentrates and compound gold. Most of the gold concentrates and compound gold were sold to the Group's smelting plants as inter-segment sales.

The following table sets forth the analysis on the production and sales volume of the mining segment by product category:

	Unit	2013		2012	
		Approximate production volume	Approximate sales volume	Approximate production volume	Approximate sales volume
Gold concentrates (contained gold)	kg	2,168	2,167	2,801	2,708
Compound gold	kg	930	944	1,218	1,184
Total	kg	3,098	3,111	4,019	3,892
Total	ounce	99,603	100,021	129,214	125,131

MANAGEMENT DISCUSSION AND ANALYSIS

The total turnover of the mining segment of the Group for 2013 was approximately RMB769,689,000, representing a decrease of approximately 34.7% from approximately RMB1,179,350,000 in 2012. During the year, turnover of gold mines in Henan, Xinjiang, Inner Mongolia and KR represented approximately 63.5%, 27.6%, 8.8% and 0.1% of the total turnover of the mining segment respectively. The production volume of compound gold of the Group decreased by approximately 288 kg to approximately 930 kg while the production volume of its gold concentrates decreased by approximately 633 kg to approximately 2,168 kg.

In 2013, the operation of Full Gold located in KR was fully suspended for rectification due to the complicated geological condition, severe landslide, thin ore vein, difficulty in mining and high costs. Upon research and study, Full Gold decided to introduce the Russian non-explosive mechanical mining equipment, aiming to ensure safety works with higher efficiency and lower mining costs. In respect of the recovery rate of ore processing, the recovery rate of ore processing was low and the loss on resources was severe due to the nature of ores and processing procedures. Full Gold had been conducting testing and reform on processing procedures, which extended the flotation time, enhanced the Knelson concentration procedures and raised the recovery rate. However, the result was below expectations, which directly affected the economic benefits of the company. Therefore, the company is now studying and improving the processing procedures in order to improve the recovery rate. Currently, Full Gold is working on solving the problem and striving to resume the production of the Istanbul Gold Eastern Mine.

Segment results

The Group's results of the mining segment for 2013 was loss of approximately RMB71,393,000, as compared to the profit of approximately RMB351,623,000 in 2012. The segment result to segment turnover ratio of the Group's mining segment for 2013 was approximately (9.3)%, as compared to approximately 29.8% in 2012. The loss was mainly due to significant decline in gold price and suspend production of Full Gold.

2. Smelting Segment

Our smelting plant is situated in Henan Province, and is capable of processing gold, silver, copper and sulphur. Its main products include gold bullion, silver, copper products and sulphuric acid. The following table sets forth the analysis on the production and sales volume of the smelting segment by product category:

Product	Unit	2013		2012	
		Approximate production volume	Approximate sales volume	Approximate production volume	Approximate sales volume
Gold bullion	kg	17,655	22,547	16,353	13,421
	ounce	567,621	724,903	525,761	431,495
Silver	kg	56,302	93,041	45,498	24,509
	ounce	1,810,151	2,991,338	1,462,795	787,983
Copper products	tonne	15,002	14,946	13,737	16,654
Sulphuric acid	tonne	175,111	168,323	149,911	149,460

Sales and production

The Group's total turnover from the smelting segment for 2013 was approximately RMB7,308,218,000, representing an increase of approximately 28.5% from approximately RMB5,689,330,000 in 2012. Such increase was principally attributable to the increase in gold bullion and silver sold of approximate 68.0% and 281.3% as compared with the previous year. As a result of the increase in the sales of gold and silver, the inventories of gold and silver decreased to 715 kg (31 December 2012: 5,606 kg) and 2,575 kg (31 December 2012: 33,314 kg) respectively.

The daily processing capacity of the Group is approximately 1,000 tonnes of gold concentrates, and capacity utilisation rate was approximately 100%. The Group's production volume of gold, silver, copper and sulphuric acid increase of approximately 8.0%, 23.7%, 9.2% and 16.8% respectively as compared with the previous year. During the year, the gold recovery rate was approximately 94.5%, the silver recovery rate was approximately 71.3% and the copper recovery rate was approximately 96.2%. The recovery rates remained at high level.

Segment results

Our smelting segment results for 2013 was loss of approximately RMB563,544,000, as compared to the profit of approximate RMB189,490,000 in 2012. The segment results to segment turnover ratio of our smelting business in 2013 was approximately (7.7)%, as compared to approximately 3.3% in 2012. The loss was mainly attributable to the significant drop in the selling price of gold and a higher cost of raw materials. The reason for the high cost of raw materials was because a portion of the raw materials was purchased before the slump of gold price.

MANAGEMENT DISCUSSION AND ANALYSIS

Deferred income tax asset increased by RMB159,755,000 to RMB303,586,000 as compared with the beginning of the year. The increase was mainly due to the significant loss on smelting segment and write-down of inventory. This deferred income tax asset is expected to be realized in foreseeable future.

Financial Information

1. Operating Results

Turnover

The Group's sales analysis by products is shown as follows:

	2013			2012		
	Amount (RMB'000)	Sales volume (kg/tonne)	Unit price (RMB per kg/tonne)	Amount (RMB'000)	Sales volume (kg/tonne)	Unit price (RMB per kg/tonne)
Gold bullion	6,260,531	22,547 kg	277,666	4,694,853	13,421 kg	349,814
Silver	341,162	93,041 kg	3,667	142,669	24,401 kg	5,847
Copper products	498,343	11,160 tonnes	44,654	563,710	11,454 tonnes	49,215
Copper foils	808,218	11,859 tonnes	68,152	960,440	13,951 tonnes	68,844
Sulphuric acid	24,387	168,323 tonnes	145	38,119	149,460 tonnes	255
Gold concentrates	18,295	68 kg	269,044	-	-	-
Turnover before tax	7,950,936			6,399,791		
Less: Sales tax	(8,852)			(6,485)		
	7,942,084			6,393,306		

The Group's turnover for 2013 was approximately RMB7,942,084,000, representing an increase of approximate 24.2% as compared with the previous year, of which the turnover of gold bullion accounted for 78.7% of its total turnover. Such increase was mainly attributable to the increase in our sales volume of gold bullion and silver sold during the year of approximately 68.0% and 281.3% respectively.

The Group commenced its copper processing business during the year 2008, mainly involving the production of copper foil. In 2013, the production and sales volume of copper foil were 12,143 tonnes and 11,859 tonnes respectively, representing a decrease of approximately 15.8% and 15.0% respectively as compared with last year. In 2013, the Group accelerated the process of high-end production transformation and expanded the high-end market under the sluggish global economic condition. With the dedicated works by all of our staff, the production capacity of lithium-foil gradually increased.

Gross profit and gross profit margin

The Group's gross loss and gross profit margin for 2013 were approximately RMB130,678,000 and (1.6)% respectively, as compared to the gross profit and gross profit margin for 2012 of RMB803,494,000 and 12.6% respectively. The decrease in gross profit and gross profit margin were mainly attributable to the significant drop in the selling price of gold and a higher cost of raw materials. The reason for the high cost of raw materials was because a portion of the raw materials was purchased before the slump of gold price. Raw materials are a major component of the Group's cost of sales and a material change in raw materials price will severely affect the Group's gross profit and gross profit margin.

Other revenue

The Group's other revenue for 2013 was approximately RMB37,340,000, representing an increase of approximately 50.1% as compared with approximately RMB24,879,000 for 2012. Such increase was principally attributable to the increase in government grants of RMB12,340,000.

Other net loss

The Group's other net loss for 2013 was approximately RMB72,915,000, representing an increase of approximately RMB71,837,000 as compared with a net loss of approximately RMB1,078,000 for 2012. Such increase was mainly attributable to the goodwill impairment of approximately RMB34,058,000, provision of impairment of property, plant and equipment of approximately RMB22,584,000 and the foreign exchange loss of approximately RMB11,410,000.

Selling and distribution expenses

The Group's selling and distribution expenses for 2013 were approximately RMB29,059,000, representing a decrease of approximately 25.8% as compared with the previous year. Such decrease was mainly attributable to the operation suspension of Full Gold and correspondingly decrease in selling and distribution expenses.

Administrative expenses and other operating expenses

The Group's administrative expenses and other operating expenses for 2013 were approximately RMB412,432,000, representing an increase of approximately 28.0% as compared with approximately RMB322,179,000 for 2012. The increase was mainly attributable to the suspended operation of Full Gold in 2013. The overhead expenses incurred during the suspension period which included the depreciation expense of approximately RMB30,000,000, staff costs of approximately RMB4,000,000 and material consumptions of approximately RMB4,000,000 were recognised as administrative expenses.

Finance costs

The Group's finance costs for 2013 were approximately RMB239,017,000, representing a decrease of approximately 0.9% as compared with approximately RMB241,281,000 for 2012. Such decrease was principally attributable to the decrease in average bank loans during the reporting period.

MANAGEMENT DISCUSSION AND ANALYSIS

Profit attributable to the Company's equity shareholders

The loss attributable to our equity shareholders in 2013 was approximately RMB673,365,000, as compared to the profit attributable to our equity shareholders in 2012 of approximately RMB165,335,000. The Company's basic loss per share was RMB0.87. The Group does not recommend the payment of final dividend for the year ended 31 December 2013.

2. Liquidity and Financial Resources

The Group generally finances its acquisition and operations with internally generated funds and bank loans. The cash and bank balances as at 31 December 2013 amounted to RMB414,757,000 of which 2.5% was denominated in Hong Kong dollars.

The total equity of the Group as at 31 December 2013 amounted to RMB1,676,203,000 (31 December 2012: RMB2,434,650,000). As at 31 December 2013, the Group had current assets of RMB3,032,528,000 (31 December 2012: RMB4,426,142,000) and current liabilities of RMB2,915,086,000 (31 December 2012: RMB4,014,112,000). The current ratio was 1.04 (31 December 2012: 1.10).

As at 31 December 2013, the Group had total outstanding bank loans of approximately RMB3,090,071,000 with interest rates ranging from 2.15% to 7.05% per annum, of which approximately RMB1,721,954,000 was repayable within one year, approximately RMB530,614,000 was repayable after one year but within two years while approximately RMB837,503,000 was repayable after two years. The gearing ratio as at 31 December 2013 was 56.4% (31 December 2012: 53.2%) which was calculated by total borrowings including Medium Term Notes divided by total assets.

On 25 March 2011, the Company issued five-year Medium Term Notes of RMB400 million in the PRC. The notes are unsecured and will be redeemed on 25 March 2016, and bear a floating interest rate, which is based on the one-year deposit rate of the People's Bank of China plus a margin of 2.95% per annum.

On 17 June 2011, the Company issued five-year Medium Term Notes of RMB300 million in the PRC. The notes are unsecured and will be redeemed on 16 June 2016, and bear a floating interest rate, which is based on the one-year deposit rate of the People's Bank of China plus a margin of 2.85% per annum.

3. Security

As at 31 December 2013, the mining right of Istanbul Gold Mine with carrying value amounting to RMB100,085,000 and the ordinary shares of Full Gold, a subsidiary located in KR were pledged to secure the borrowings from the National Development Bank.

As at 31 December 2013, a bank loan of the Group amounting to RMB52,800,000 was secured by inventories with a carry amount of RMB47,558,000 and a guarantee deposit of RMB5,390,000.

4. Substantial Acquisition

During the reporting period, the Group had no substantial acquisition.

5. Market Risks

The Group is exposed to various types of market risks, including fluctuations in gold price and other commodity prices, changes in interest rates and exchange rates.

Gold price and other commodities price risk

The Group's turnover and profit for the year were affected by fluctuations in the gold prices and other commodities price as all our products are sold at the market prices and such fluctuation is beyond our control. We do not use and strictly prohibit the use of commodity derivative instruments or futures for speculation purpose, and all commodity derivative instruments are only used to minimise the potential price fluctuation of gold and other commodities.

Interest rate

The Group is exposed to risks resulting from the fluctuation in interest rates on our debt obligations. The Group undertakes debt obligations for supporting capital expenditure and general working capital. Our bank loans bear interest rates that are subject to adjustment made by our lenders in accordance with changes of the relevant regulations of the People's Bank of China ("PBOC"). If the PBOC increases the interest rates, our finance cost increases accordingly. In addition, to the extent that we may need to raise debt financing in the future, upward fluctuations in interest rates will increase the cost of new debt.

Exchange rate risk

The Group's transactions are mainly denominated in Renminbi. Fluctuations in exchange rates may affect the international and domestic gold price, which may impact our results of operation. Renminbi is not freely convertible and the currency would fluctuate against a basket of currencies. The PRC government may take further actions and implement new measures on free trade of Renminbi.

Apart from the above, the Group is also exposed to exchange rate risk primarily through bank deposits, trade and other receivables, trade and other payables, as well as bank loans that are denominated in foreign currencies. The currency giving rise to risk is primarily United States dollars.

Fluctuations in exchange rates may adversely affect the value of our net assets, earnings and any dividends we declare when they are being converted or translated into Hong Kong dollars.

MANAGEMENT DISCUSSION AND ANALYSIS

6. Contractual Obligations

As at 31 December 2013, the Group's total capital commitments in respect of the construction costs which were not provided for in the financial statements were approximately RMB192,275,000, representing an increase of approximately RMB64,801,000 from approximately RMB127,474,000 as at 31 December 2012.

As at 31 December 2013, our total future minimum lease payments under noncancellable operating leases amounted to approximately RMB12,621,000, of which approximately RMB2,839,000 was payable within one year, approximately RMB8,136,000 was payable after one year but within five years, and approximately RMB1,646,000 was payable after five years.

7. Contingent Liabilities

As at 31 December 2013, the Group had no material contingent liabilities.

8. Capital Expenditure

During the year 2013, the Group's capital expenditure was approximately RMB357,797,000, representing a decrease of approximately 10.9% from approximately RMB401,635,000 in 2012.

The Group's capital expenditure mainly relates to the construction of mining shafts, expansion projects and upgrading of production equipment.

9. Human Resources

In 2013, the average number of employees of the Group was 6,557. The Company highly treasures its human resources and provides its employees with competitive remuneration and training programs.

PROFILE OF DIRECTORS, SUPERVISORS AND SENIOR MANAGEMENT

Directors

Executive Directors

Mr. Jin Guangcai (靳廣才先生), aged 47, chairman and an Executive Director. He completed a postgraduate course in politics and economics at Shannxi Normal University (陝西師範大學). He has approximately 14 years' experience in mining and smelting industry. Mr. Jin was appointed a Director of the Company in October 2004 and chairman of the Company in February 2013.

Mr. Zhang Guo (張果先生), aged 47, deputy general manager and an Executive Director. He completed a course in mining engineering at Baotou Steel and Iron College (包頭鋼鐵學院) and obtained the qualification of mining engineer. He has more than 23 years of experiences in mining industry. Mr. Zhang was appointed as a Director of the Company in January 2009.

Mr. He Chengqun (何成羣先生), aged 42, the chairman and general manager of Lingbao Wason Copper Foil Company Ltd. He graduated from Henan Metallurgical Industry School (河南省冶金工業學校), major in enterprise management and obtained the degree of MBA of Canada Royal Roads University. He has more than 20 years' experience in mining and smelting industry. Mr. He was appointed as a Director of the Company in July 2010.

Independent Non-executive Directors

Mr. Yang Dongsheng (楊東升先生), aged 49, is a senior accountant, a member of China Institute of Certified Public Accountant, a member of China Certified Public Valuer and a member of China Certified Tax Agent. Mr. Yang graduated from Henan University of Traditional Chinese Medicine with a bachelor degree in medicine, graduated from Henan Finance and Economics School with a college degree in accounting and graduated from Hong Kong Chinese University with a master degree in accounting. He has 30 years extensive experience in accounting and auditing. He worked in accounting firms for 15 years and has been in charge of listed companies audit work and initial public offering projects. He is currently a partner of BDO China Shu Lun Pan Certified Public Accountants LLP and a chief of Henan branch. Mr. Yang was appointed as an independent non-executive Director of the Company in January 2014.

Ms. Du Liping (杜莉萍女士), aged 50, is currently a professor of School of Economics and Management at Northwest University (西北大學). Ms. Du obtained a bachelor degree in economics from Northwest University in 1984 and obtained a master degree from School of Management at Northwest University in 1987. She has been a professor of Northwest University since obtaining her master degree. She is also an independent director of Xi'an Food and Beverage Company Limited (a company listed on the Shenzhen Stock Exchange), a committee member of Xi'an Trading and Commerce Bureau, Xi'an Tourism Bureau and Xi'an Association of Traders, and a consultant of various organizations such as Xi'an China Tourism Group. Ms. Du was appointed as an independent non-executive Director of the Company in January 2009.

PROFILE OF DIRECTORS, SUPERVISORS AND SENIOR MANAGEMENT

Mr. Xu Qiangsheng (徐強勝先生), aged 46, holds a Doctorate in Law and is currently the Professor, Advisor of master degree students and Associate Dean of the Law School of Henan University of Economics and Laws. The major social part-time positions taken by Mr. Xu include the director of Business Law Research Committee of the China Law Society, the Vice President of Civil Law Research Committee of the Henan Law Society, the Executive Officer of Henan Corporate Law Advisory Association, the Member of Expert Committee of Henan Industry and Commerce Association and the Member of Expert Committee of Zhengzhou Arbitration Commission. Mr. Xu has quite profound knowledge in civil law and business law, and is the author of a number of academic publications. He has been appointed as an independent director of Puyang Refractories Group Co., Ltd. since June 2007. Mr. Xu was appointed as an independent non-executive Director of the Company in March 2012.

Mr. Han Qin Chun (韓秦春先生), aged 55, is currently the Executive President of China International Capital Management and Research Company Limited (Hong Kong) and the Director of Real Estate Research Centre of Peking University HSBC Business School. Mr. Han obtained a Doctorate Degree of Philosophy in Urban Economics and Management from The University of Hong Kong in 1998. He is a Registered Appraiser, Planner and Engineer in PRC. He has a corporate finance advisory license, an asset management license, a securities dealing advisory license and a securities floor trading license issued by the Securities and Futures Commission. Mr. Han served as an official of the PRC government authorities, the Investment Manager and Senior Management Member of an investment bank and the Vice-chairman and President of Hong Long Holdings Limited from early 2006 to January 2010, a listed company in Hong Kong. He has rich experience in financial investment aspect, equity capital market and listed companies' management. Mr. Han was appointed as an independent non-executive Director of the Company in March 2012.

Supervisory Committee and Supervisors

Mr. Yao Shun (姚舜先生), aged 41, is a bachelor degree holder. He has been appointed as the Office Director of Lingbao City State-owned Assets Management Co, Ltd. since August 2007. Mr. Yao was appointed as a supervisor of the Company in March 2012.

Mr. Jiao Xiaoxiao (焦瀟霄先生), aged 31, is currently the deputy officer of integrated office of the Company. Mr. Jiao graduated with a degree in Chinese language from Henan University. Mr. Jiao was appointed as a supervisor of the Company in January 2009.

Mr Wang Guodong (王國棟先生), aged 43, holds a diploma, is a senior production and operation manager division and a mine engineer. He obtained the diploma in mining engineering from Xi'an Institute of Metallurgy and Architecture. Currently he is the chairman of Lingbao Wason Copper-Foil Company Ltd since December 2013. Mr. Wang was appointed as a supervisor of the Company in April 2014.

PROFILE OF DIRECTORS, SUPERVISORS AND SENIOR MANAGEMENT

Senior Management

Mr. He Haifang (賀海防先生), aged 37, holds a diploma and is a senior accountant. He studied in Zhengzhou College of Animal Husbandry Engineering and obtained a diploma in computerized accounting in July 2008. Mr. He had worked in Qiangma Gold Mine of Lingbao City from October 1995 to September 2002. Mr. He held the posts of chief accountant, budget section chief, deputy manager and manager of the finance department of the Company from September 2002 to August 2013. Mr. He has served as financial controller of the Company since August 2013.

Mr. Xing Jiangze (邢江澤先生), aged 47, he is a registered certified public accountant, certified tax agent, senior accountant, senior consultant and economist in the PRC, having over 22 years' experience in finance, accounting and auditing. He joined the Company in April 2007 and had served as assistant financial controller, financial controller and chief investment officer. Mr. Xing has served as secretary of the Board since August 2013.

Mr. Poon, Lawrence Chi Leung (潘之亮先生), aged 39, company secretary and chief financial officer of the Company, is responsible for company secretarial, financial and accounting management, and investor relations affairs of the Company. Mr. Poon graduated from Monash University, Australia, with a bachelor degree of Commerce. He is a certified practising accountant of CPA Australia and a member of the Hong Kong Institute of Certified Public Accountants. Mr. Poon has over 14 years' experience in auditing, accounting and finance. Mr. Poon was appointed as the company secretary of the Company in March 2007.

CORPORATE GOVERNANCE REPORT

Being one of the integrated gold mining companies based in PRC, the Company is committed to continually achieving high standards of corporate governance practices and has put in place a set of well-defined corporate governance procedures to ensure the transparency of the Company and protect the overall interest and rights of shareholders as well as employees.

After our listing of H Shares on The Stock Exchange of Hong Kong Limited (the “Stock Exchange”) on 12 January 2006, the Company has complied with all Code Provisions under the Code on Corporate Governance Practices set out in Appendix 14 of the Listing Rules save for the deviation from Code Provision A.2.7 The chairman should at least annually hold meetings with the non-executive directors (including independent non-executive directors) without the executive directors present, Code Provision A.4.2 (Directors appointed to fill a casual vacancy be subject to election by shareholders at the first general meeting after appointment) and Code Provisions A.6.7 (Independent non-executive directors and non-executive directors should attend general meetings).

The Board

The Board is the executive organization of the Company and shall be responsible for formulating and executing the operation plans and management decisions of the Company as well as establishing the overall strategic direction of the Company. Its duties include evaluating the performance of senior management and supervising the system of the Company. The Board has to act in the best interest of the Company and its shareholders.

The composition of the Board are set out in the following table:

Director	Position
Mr. Jin Guangcai	Executive Director and Chairman
Mr. Xu Gaoming (resigned on 19 February 2013)	Executive Director and Chairman
Mr. Zhang Guo	Executive Director
Mr. He Chengqun	Executive Director
Mr. Liu Pengfei (resigned on 17 January 2014)	Executive Director
Mr. Wang Yumin (resigned on 4 April 2014)	Non-executive Director
Mr. Yang Liening (resigned on 4 April 2014)	Non-executive Director
Mr. Yang Dongsheng (appointed on 30 January 2014)	Independent Non-executive Director
Ms. Du Liping	Independent Non-executive Director
Mr. Xu Qiangsheng	Independent Non-executive Director
Mr. Han Qinchun	Independent Non-executive Director
Mr. Yan Wanpeng (resigned on 17 January 2014)	Independent Non-executive Director

Pursuant to the articles of association of the Company (“Articles of Association”), the term of appointment of the Directors (including the non-executive Directors and independent non-executive Directors) shall be three years and the Directors are eligible for re-election. The chairman of the Company, Mr. Jin Guangcai, and the other two executive Directors have been engaged in the management of gold mining business for years with extensive experience. They are responsible for the business management of the Company, formulation and implementation of important strategies, making daily business decision, and coordination of overall business operation.

CORPORATE GOVERNANCE REPORT

All of the Directors can give sufficient time and attention to the Company's affairs.

Non-executive Directors and independent non-executive Directors possess wide expertise and are able to give professional advice in various aspects such as law, accounting, finance, tax, equity capital and industrial and commercial industries. The non-executive Directors would participate in Board meetings of the Company to bring an independent judgment to bear on issues of strategy, policy, performance, accountability, resources, key appointments and standards of conduct. In addition, they would take the lead in Board meetings where potential conflicts of interests arise. They also have to scrutinise the Company's performance in achieving agreed corporate goals and objectives.

Independent non-executive Directors are expressly identified in all corporate communications that disclose the names of the Directors.

The Company has received annual written confirmation from each of the independent non-executive Directors to ensure they are in compliance with Rule 3.13 of the Listing Rules in respect of their independence. Apart from employment relationships with the Company, there is no any financial, business, family or other material relationships amongst members of the Board. The Company considers that they are independent.

The Company has established various internal control systems which allow the Board to maintain high standard of corporate governance in the management of the Company. To ensure that the Board performs its duties effectively, the management is required to submit business and financial reports of the Company to the Directors regularly.

Directors would make further enquiries if they require further enquiries than information volunteered by management. The Board has separate and independent access to the company secretary and other senior management at all times to conduct informal discussions. It is at the Company's expense for the Board to contact the auditors, lawyers or other professionals to obtain independent professional opinions when appropriate. Management are regularly reminded by the company secretary that they have an obligation to provide the Board and its committees with adequate, complete and reliable information in a timely manner. All Directors have access to Board papers and related materials which will enable the Board to make an informed decision on matters placed before it. Steps are taken to respond to enquiries raised by Directors as fully as possible.

For the year ended 31 December 2013, the Board held nineteen meetings to discuss and approve various important matters. All such meetings were convened in accordance with the Articles of Association. The table below lists out the attendance of each Director at the Board meetings held during the year up to the date of the report. The attendance illustrates the attention of the Board to the management of the Company's affairs. The matters processed by the Board in the meetings are all recorded, and the relevant records are kept pursuant to relevant laws and regulations.

CORPORATE GOVERNANCE REPORT

Director	The number of Board meetings that the Director was entitled to attend	Board meetings that the Director attended	Attendance (%)	Number of general meetings and class general meeting attended/held
Mr. Xu Gaoming	–	–	–	–
Mr. Jin Guangcai	19	19	100	2/2
Mr. Liu Pengfei	19	8	42.1	1/2
Mr. Zhang Guo	19	19	100	2/2
Mr. He Chengqun	19	19	100	1/2
Mr. Wang Yumin	19	18	94.7	1/2
Mr. Yang Liening	19	18	94.7	2/2
Mr. Yan Wanpeng	19	19	100	2/2
Ms. Du Liping	19	19	100	2/2
Mr. Xu Qiangsheng	19	19	100	2/2
Mr. Han Qinchun	19	19	100	2/2

Prior to each regular Board meeting, the management of the Company shall submit materials relevant to the affairs to be discussed in the meeting to the Board. Notice convening the regular meeting shall be sent to the Directors at least ten days before the meeting so that arrangements can be made to attend the meeting. Documents required for the Board meeting shall be sent to the Directors at least three days before the meeting, to ensure that enough time is given to the Directors to review the documents and get prepared for the meeting.

The Board meeting is chaired by the chairman of the Company to ensure that sufficient time is allocated to the consideration and discussion of each matter in the agenda and each Director is given an equal opportunity to speak. In addition, Directors are given an opportunity to include matters in the agenda. Minutes of Board meetings and meetings of Board committees record detailed concerns raised by Directors and dissenting views expressed. Minutes of Board meetings and meetings of Board committees would be kept by secretary and such minutes are opened for inspection at any reasonable time on reasonable notice by any Director.

If a substantial shareholder or a Director has a conflict of interest in a matter to be considered by the Board which the Board has determined to be material, the matter would not be dealt with by way of circulation or by a committee but a Board meeting would be held. Independent non-executive Directors have no material interest in the transaction would be present at such Board meeting.

Code Provision A.2.7 provides that the chairman should at least annually hold meetings with the non-executive directors (including independent non-executive directors) without the executive directors present. During the year 2013, all meetings was hold with the executive directors' presence. However, the chairman has delegated the secretary to the Board to gather any concerns and/or questions that the non-executive directors and the independent non-executive directors might have and report to him and arrange a meeting with them.

CORPORATE GOVERNANCE REPORT

With respect to the re-election of newly appointed Director, the Company has complied with Paragraph 4(2) of Appendix 3 of the Listing Rules, which permits the Director who have been appointed to fill a casual vacancy of the Board be eligible for re-election at the next annual general meeting of the Company. As such, Code Provision A.4.2, which requires the re-election to take place at the next general meeting, was not adopted.

According to Code Provisions A.6.7, all non-executive directors and independent non-executive directors should attend the general meetings of the Company and develop a balanced understanding of views of shareholders. Mr. Han Qinchun, our independent non-executive director, was unable to attend the annual general meeting of the Company held on 3 June 2013 due to other business engagement. Mr. Wang Yumin, our non-executive director, was unable to attend the extraordinary meeting of the Company held on 28 August 2013 due to other business engagement.

Every newly appointed Director would receive a comprehensive, formal and tailored induction on the first occasion of his appointment, and subsequently continuous briefing and professional development would be arranged to ensure that he/she has a proper understanding of the operations and business of the Company and that he/she is fully aware of his/her responsibilities under statute and common law, the Listing Rules, applicable legal requirements and other regulatory requirements and the business and governance policies of the Company. All Directors are encouraged by the Group to participate in continuous professional development to develop and refresh their knowledge and skills. During the year, all Directors attended training sessions and updates relating to the Company's business or directors' duties and responsibilities, the latest development of the Listing Rules and other applicable regulatory requirements etc. by reading.

Board Committee

The Board has established four committees. Each committee has its terms of reference, including the review of matters of extraordinary nature, giving suggestions to the Board of Directors and making decisions on behalf of the Board relating to such matters when appropriate.

(1) Audit Committee

The audit committee of the Board is a body specifically set up by the Board according to the resolutions of general meetings and shall mainly be responsible for the communication, supervision and inspection of internal and external audit.

After our listing, the Company has been in full compliance with the requirements of Rule 3.21 of the Listing Rules.

In 2013, the audit committee comprises of five members, all of which are either non-executive Director or independent non-executive Director. Any former partner of KPMG should be prohibited from acting as a member of the audit committee. Pursuant to the Listing Rules, an independent non-executive Director specializing in accounting will be the chairman who will be in charge of the work of the committee. The committee now comprises of the following members:

Mr. Yang Dongsheng (*Chairman*) (appointed on 30 January 2014)

Ms. Du Liping

Mr. Xu Qiangsheng

Mr. Han Qinchun

Mr. Yan Wanpeng (resigned on 17 January 2014)

Mr. Wang Yumin (resigned on 4 April 2014)

CORPORATE GOVERNANCE REPORT

The principal terms of reference of the audit committee are: (a) to suggest recruiting or changing external audit organization; (b) to supervise the internal audit system of the Company and its implementation; (c) to facilitate the communication between internal audit and external audit; (d) to review the financial information and its disclosure; (e) to inspect the internal control system of the Company and to audit major connected transactions; (f) to develop and implement policy on the engagement of an external auditor to supply non-audit service; (g) to review and monitor the external auditor's independence and objectivity and the effectiveness of the audit process in accordance with applicable standard. The audit committee would discuss with the auditor the nature and scope of the audit and reporting obligations before the audit commences; (h) to monitor integrity of financial statements of the Company and the Company's annual reports and accounts, half-year reports and to review significant financial reporting judgments contained in them. In this regard, in reviewing the Company's annual reports and accounts, half-year reports before Corporate Governance Report submission to the Board, the committee would focus particularly on: (i) any changes in accounting policies and practices; (ii) major judgmental areas; (iii) significant adjustments resulting from audit; (iv) the going concern assumptions and any qualifications; (v) compliance with accounting standards; (vi) compliance with the Listing Rules and other legal or regulatory requirements in relation to financial reporting; (vii) members of the committee would liaise with the Board, senior management and the qualified accountant and the committee must meet, at least once a year, with the Company's auditors; and (viii) the committee would consider any significant or unusual items that are, or may need to be, reflected in such reports and accounts and must give due consideration to any matters that have been raised by the Company's qualified accountant, compliance adviser and auditors; (i) to discuss with the management the system of internal control and ensure that management has discharged its duty to have an effective internal control system; (j) to consider any findings of major investigations of internal control matters as delegated by the Board or on its own initiative and management's response; (k) to ensure co-ordination between the internal and external auditors, and to ensure that the internal audit function is adequately resourced and has appropriate standing within the Company, and to review and monitor the effectiveness of the internal audit function; (l) to review the external auditor's management letter, any material queries raised by the auditor to management in respect of the accounting records, financial accounts or systems of control and management's response; (m) to report to the Board on the matters set out in Code Provision C.3.3; and (n) to be responsible for other matters as authorized by the Company.

The terms of reference of audit committee are kept at the registered office of the Company and has been published on the Company's website.

The audit committee has been provided with sufficient resources to discharge its duty.

CORPORATE GOVERNANCE REPORT

Details of audit committee meetings held during the year are as follows:

Director	Number of meetings of audit committee in 2013	The number of meetings that Director attended	Attendance (%)
Mr. Yan Wanpeng	2	2	100
Mr. Wang Yumin	2	1	50
Ms. Du Liping	2	2	100
Mr. Xu Qiangsheng	2	2	100
Mr. Han Qinchun	2	2	100

In 2013, two meetings of the audit committee were held. On 26 March 2013, the audit committee met with the international auditors to discuss the general scope of their audit work. On 28 August 2013, the audit committee reviewed the Company's interim report for the year 2013. In addition, the audit committee had reviewed the financial statements for the year ended 31 December 2013 before the announcement of the Company's annual results. During the discussion, the audit committee had reviewed key areas in which management's judgment applied for adequate provision and disclosure, and internal control policies.

(2) Strategic Committee

The strategic committee of the Board is a body specifically set up by the Board according to the resolution of the general meeting and shall mainly be responsible for conducting research and giving advice regarding the long-term development strategies and material investment decisions of the Company.

In 2013, the strategic committee comprises of five Directors, with at least one independent non-executive Director pursuant to the implementation measure. The committee now comprises of the following members:

Mr. Jin Guangcai (*Chairman*)
Mr. Yang Dongsheng (appointed on 30 January 2014)
Mr. Han Qinchun
Mr. Xu Gaoming (resigned on 19 February 2013)
Mr. Liu Pengfei (resigned on 17 January 2014)
Mr. Wang Yumin (resigned on 4 April 2014)
Mr. Yan Wanpeng (resigned on 17 January 2014)

CORPORATE GOVERNANCE REPORT

The principal terms of reference of the strategic committee are: (a) to conduct research and make suggestions concerning the long-term development strategic plans of the Company; (b) to conduct research and make suggestions concerning the material investment and financial proposals which are subject to the approvals of the Board and the general meeting pursuant to the Articles of Association; (c) to conduct research and make suggestions concerning the material capital management and assets management projects which are subject to the approvals of the Board and the general meeting pursuant to the Articles of Association; (d) to conduct research and make suggestions concerning other significant events that influence the development of the Company; (e) to carry out inspection concerning the implementation of the above matters; and (f) to be responsible for other matters as delegated by the Board.

No strategic committee meeting was held in 2013.

(3) Nomination Committee

The nomination committee of the Board is a body specifically set up by the Board according to the resolutions of general meetings and shall mainly be responsible for making suggestions regarding the selection of the Directors and managers of the Company, choosing and making suggestions relating to the selection standards and procedures.

The nomination committee comprises of the following members, a majority of which are independent non-executive Directors:

Mr. Xu Qiangsheng (*Chairman*)
Mr. Yang Dongsheng (appointed on 30 January 2014)
Ms. Du Liping
Mr. Han Qinchun
Mr. Wang Yumin (resigned on 4 April 2014)
Mr. Yan Wanpeng (resigned on 17 January 2014)

The main duties of the nomination committee include: (a) making recommendations to the Board on the Board's scale and composition in accordance with the operating activities, scale of assets and shareholding structure of the Company; (b) studying the criteria and procedures for the election of Directors and management personnel and making recommendations to the Board thereon; (c) seeking for the right candidates for the position of Directors and management personnel; (d) reviewing the candidates for the position of Directors and management personnel and making recommendations thereon; (e) reviewing other senior management proposed to be appointed by the Board and making recommendations thereon; and (f) undertaking other tasks as delegated by the Board.

The terms of reference of nomination committee has been published on the Company's website.

The nomination committee would hold a meeting to discuss the appropriateness of the candidates and consult the chairman about their proposals relating to the nomination of other executive Directors and have access to professional advice if considered necessary. The criteria for selection include professional qualification, industrial experience and academic background.

CORPORATE GOVERNANCE REPORT

Written notice of the intention to nominate a candidate together with the respective resume would be delivered to the Board for its consideration and approval.

No nomination committee meeting was held in 2013.

(4) Remuneration and Review Committee

The remuneration and review committee of the Board is a body specifically set up by the Board according to the resolutions of general meetings and shall mainly be responsible for formulating the review criteria of and conducting review for the Directors and senior management of the Company, as well as formulating and reviewing their remuneration packages and proposals. It is accountable to the Board. The committee would be provided with sufficient resources to discharge its duty.

In 2013, the remuneration and review committee comprises of five members, the majority of whom are independent non-executive Directors. The members are as follows:

Ms. Du Liping (*Chairman*)

Mr. Yang Dongsheng (appointed on 30 January 2014)

Mr. Xu Qiangsheng

Mr. Han Qinchun

Mr. Wang Yumin (resigned on 4 April 2014)

Mr. Yan Wanpeng (resigned on 17 January 2014)

The main duties of the remuneration and review committee include: (a) formulating and making recommendation to the Board on policy and structure for remuneration packages or proposals according to the major areas, duties and importance of the management position of Directors and senior management and the remuneration for relevant positions of other relevant enterprises; (b) establishing criteria, procedures and major assessment system for performance assessment and major proposals and systems for awards and punishments; (c) reviewing the performance of duties and conducting annual performance assessment of the Company's Directors and senior management; (d) monitoring the implementation of the Company's remuneration system; and (e) undertaking other tasks as delegated by the Board.

Moreover, the remuneration and review committee has to review and approve the compensation payable to executive Directors and senior management in connection with any loss or termination of their office or appointment to ensure that such compensation is determined in accordance with relevant contractual terms and that such compensation is otherwise fair and not excessive for the Company.

Besides, the committee would review and approve compensation arrangements relating to dismissal or removal of Directors for misconduct to ensure that such arrangements are determined in accordance with relevant contractual terms and that any compensation payment is otherwise reasonable and appropriate.

CORPORATE GOVERNANCE REPORT

The remuneration and review committee will also ensure that none of the Directors or any of their associates is involved in deciding his own remuneration.

The remuneration committee makes available its terms of reference, explaining its role and the authority delegated to it by the Board, and copies of the terms of reference are kept at the registered office of the Company and has been published on the Company's website.

In 2013, one meeting of the remuneration and review committee was held. Attendance of individual members of remuneration and review committee to the committee meeting in 2013 are as follows:

Director	The number of meetings of remuneration and review committee in 2012	The number of meetings that member of committee attended	Attendance (%)
Ms. Du Liping	1	1	100
Mr. Wang Yumin	1	1	100
Mr. Yan Wanpeng	1	1	100
Mr. Xu Qiangsheng	1	1	100
Mr. Han Qinchun	1	1	100

The remuneration and review committee had considered the annual salary review as well as bonus plan of Directors and senior management of the Company for 2013.

Breakdown of the Directors' and the supervisors' remuneration for the year ended 31 December 2013 are set out in note 9 to the financial statements.

Securities Transactions by Directors

The Company has adopted the Model Code for Securities Transactions by Directors of Listed Companies ("Model Code") as set out in Appendix 10 of the Listing Rules as the code of conduct for securities transactions by Directors. The Company has made specific enquiry to all Directors and supervisors, who have confirmed that they have complied with the Model Code in 2013.

The Board has established written guidelines for employees who are likely to possess unpublished inside information in respect of their dealings in the securities of the Company.

Management Functions

The Board is responsible for formulating and executing the operation plans and management decisions of the Company as well as establishing the overall strategic direction. When the Board delegates its management functions to the management, clear directions will be given and management will report to the Board on regularly basis. The Board reserves most of the powers and delegates routine duties to management including bank loan arrangement. There would be a periodic review of the arrangement. Management must obtain prior approval from the Board before making decisions or entering into any commitments on behalf of the Group.

CORPORATE GOVERNANCE REPORT

Chief Financial Officer

Chief financial officer of the Company is responsible for the preparation of the interim and annual financial statements in accordance with the Hong Kong Accounting Standards and to make sure that the results and financial position of the Company are disclosed in an accurate and fair manner. Chief financial officer of the Company shall also be responsible for contacting the auditors regularly. The duties of the chief financial officer also include reviewing the financial risk management of the Company and making suggestions to the Board. Moreover, chief financial officer shall be responsible for giving advice to the Board regarding the disclosure of notifiable transactions, connected transactions and inside information.

Company Secretary

The company secretary shall be directly responsible to the Board. The company secretary is responsible for ensuring that the proceedings of the Board are complied with, making appropriate disclosures regarding the interests of securities of the Directors and giving advice to the Board regarding the disclosure of notifiable transactions, connected transactions and inside information. The company secretary acts as the principal channel of communication between the Company and the Stock Exchange. The company secretary also assists the Board in realizing and strengthening corporate governance practices in order to enhance the best interest of the Company and the shareholders.

During the year under review, the company secretary has taken not less than 15 hours of relevant professional training.

Financial Reporting

Management provides financial information with explanation to the Board to assist the Board in assessing the financial position of the Company. Financial statements are the responsibilities of Directors. The Board has to present a balanced, clear and understandable assessment which extends to annual and interim reports, other price-sensitive announcements and other financial disclosures required under the Exchange Listing Rules, and reports to regulators as well as to information required to be disclosed pursuant to statutory requirements.

The reporting responsibilities of KPMG, the international auditors, are stated in the Auditor's Report on pages 42 to 43 of the Annual Report.

There was no material uncertainty that may cast significant doubt on the Company's ability to continue as a going concern. The Board has taken the same view as that of the audit committee in relation to the appointment of KPMG as international auditors of the Company.

Auditors' Remuneration

During the year, the fees charged for KPMG audit services and non-audit related services including review of interim financial statements amounted to approximately RMB4,766,000.

CORPORATE GOVERNANCE REPORT

Internal Control

The Company has established various systems for internal management, so as to safeguard the assets and shareholders' interests of the Company and maintain a high standard of corporate governance for the management of the Company. To further strengthen its internal control, the Company conducts regular meetings with its auditors, lawyers and other professionals to obtain independent and professional advices for the improvement of the Company's internal management system.

During the year under review, the Board has conducted a review of the effectiveness of the internal control system of the Company.

Investor Relations and Communications with Shareholders

The Company highly values its relationship with its investors and shareholders. It maintains amicable relationship with investors, fund managers and shareholders through one-on-one meetings, road shows, seminars and on-site inspection by investors, thereby allowing investors to have a better understanding of the Company's financial position, production operations, management decisions, overall strategic directions and latest development.

Shareholders' Rights

As one of the measures to safeguard the shareholders' interests and rights, separate resolutions are proposed at shareholders' meetings on every substantial matters, including the election of individual directors, for shareholders' consideration and voting. Furthermore, the Company regards the annual general meeting as an important event and Directors, chairman of each board committee, senior management and external auditors make an effort to attend the annual general meetings of the Company to address the shareholders' queries. All resolutions proposed at shareholders' meetings will be voted by poll. The poll voting results will be posted on the websites of the Stock Exchange (www.hkexnews.hk) and the Company (www.irasia.com/listco/hk/lingbao) on the same day of the relevant general meetings.

Procedures for shareholders to propose a general meeting

1. Two or more shareholders holding a total of ten percent (inclusive) or more of the shares carrying the right to vote at the meeting sought to be held may sign one or more written requests of identical form and substance requesting the Board to convene an extraordinary shareholder's general meeting or a meeting of shareholders of different series and stating the subject of the meeting. The Board shall convene the shareholder's general meeting or the meeting of shareholders of different series as soon as possible after having received the above-mentioned written request. The shareholding referred to above shall be calculated as of the day on which the written request is made; and
2. If the Board fails to issue a notice of such a meeting within 30 days after receipt of the written notice aforesaid, then the shareholders who made such request may themselves convene such meeting 4 months since after the Board's receipt of the request. The procedures to convene shall, to the extent possible, be identical to the procedures the Board convenes the general meetings.

When shareholders convene and hold a meeting because the Board failed to hold such meeting pursuant to a request as mentioned above, the reasonable expenses incurred by such shareholders shall be borne by the Company and shall be deducted from the sums owed by the Company to the negligent Directors.

Procedures for shareholders to make proposals at the general meeting

When the Company is to hold an annual general meeting, shareholders who individually or jointly hold five percent (inclusive) and more of the total number of the Company's voting shares shall be entitled to propose motions in writing to the Company. The Company shall include in such meeting's agenda the matters which fall within the functions and powers of general meetings.

Procedures and contact details for making enquiries

1. Deliver their verbal enquiries to the Board members, chairman of Board committees or their delegates, appropriate management executives or auditors who attend the Company's annual general meeting; or
2. Make enquiries to the Company through the following means:

By post: The secretary office of the Board, Hangu Road and Jingshan Road intersection, Lingbao, Henan Province, the PRC.

By TEL: +86 398 8862218

By fax: +86 398 8860166

REPORT OF THE SUPERVISORY COMMITTEE

1. Meetings of the Supervisory Committee during the Reporting Period

In 2013, two supervisory committee meetings were held by the supervisory committee.

2. Independent Work Report of the Supervisory Committee

In 2013, aiming at protecting the interest of the Company and the shareholders, the supervisory committee seriously performed the duties in accordance with the Company Law of the PRC ("Company Law"), Securities Law, Listing Rules and other relevant rules and regulations and the Articles of Association of the Company, comprehensively monitored aspects such as the Company's capital operation, operating management, financial position and the fulfillment of obligations by senior management. After a serious review, members of the committee unanimously agreed to the following:

i. Legal Compliance of the Company's Operations

The supervisory committee conscientiously carried out various resolutions according to the relevant resolutions in general meetings, during which its decision-making procedures were in compliance with the relevant requirements of the Company Law, Listing Rules and the Articles and Association. It also set up rules and systems for internal control, project investment management approach, connected transactions, resources purchase and project tendering management. None of the officers, including directors and managers, were aware of any violations of the laws, regulations and articles of association or any act which would prejudice the Company's interests.

ii. Inspection of the Financial Status of the Company

In 2013, the supervisory committee reviewed the financial system and position of the Company and considered that the financial report for 2013 truly reflected its financial position and operating results. In 2013, Peking Certified Public Accountants, the local auditors, and KPMG, the international auditors, audited the Company's annual financial statements and issued unqualified auditor reports, which have been reviewed by the supervisory committee without any adverse opinion.

iii. External Guarantees

The Company had no external guarantees as at 31 December 2013.

The Directors hereby submitting their annual report together with the audited financial statements for the year ended 31 December 2013.

Principal Place of Business

Lingbao Gold Company Ltd. is a company incorporated and domiciled in the PRC and has its registered office at Hangu Road and Jingshan Road intersection, Lingbao, Henan Province, the PRC and its principal place of business in Hong Kong at Room 1902, 19th Floor, MassMutual Tower, 38 Gloucester Road, Wanchai, Hong Kong.

Principal Activities

The principal activities of the Group are the mining, processing, smelting and sales of gold and other metallic products in the PRC.

The analysis of the principal activities of the operations of the Group during the financial year is set out in note 20 to the financial statements.

Major Customers and Suppliers

The information in respect of the Group's sales and purchases attributable to the major customers and suppliers respectively during the financial year is as follows:

	Percentage of the Group's total	
	Sales	Purchases
The largest customer	78.7%	
Five largest customers in aggregate	87.1%	
The largest supplier		9.1%
Five largest suppliers in aggregate		24.7%

At no time during the year have the Directors, their associates or any shareholder of the Company (which to the knowledge of the directors owns more than 5% of the Company's share capital) had any interest in these major customers and suppliers.

Financial Statements

The loss of the Group for the year ended 31 December 2013 and the state of the Company's and the Group's affairs as at that date are set out in the financial statements on pages 44 to 133.

DIRECTORS' REPORT

Transfer to Reserves

Loss attributable to equity shareholders of the Company of RMB673,365,000 (2012: profit of RMB165,335,000) have been transferred to reserves. Other movements in reserves are set out in note 34 to the financial statements and the consolidated statement of changes in equity.

Dividend

At the Board meeting held on 27 March 2014, the Directors do not recommend the payment of final dividend for the year ended 31 December 2013 (2012: RMB0.10 per ordinary share).

Fixed Assets

Movements in fixed assets during the year are set out in note 15 to the financial statements.

Share Capital

As at the date of this report, there was a total of share capital of 770,249,091 shares of the Company which includes:

	Number of shares	Approximate percentage of total share capital
Domestic shares	472,975,091	61.41%
H Shares	297,274,000	38.59%
Total	770,249,091	100.00%

Details of the movements in share capital of the Company during the year are set out in note 34(b) to the financial statements.

Purchase, Sale or Redemption of Shares of the Company

There was no purchase, sale or redemption of the Company's securities by the Company or any of its subsidiaries for the year ended 31 December 2013.

Directors and Supervisors

The Directors and supervisors of the Company for the year are as follows:

Directors

Executive Directors

Jin Guangcai, *Chairman*

Zhang Guo

He Chengqun

Xu Gaoming (resigned on 19 February 2013)

Liu Pengfei, (resigned on 17 January 2014)

Non-executive Directors

Wang Yumin (resigned on 4 April 2014)

Yang Liening (resigned on 4 April 2014)

Independent Non-executive Directors

Yang Dongsheng (appointed on 30 January 2014)

Du Liping

Xu Qiangsheng

Han Qinchun

Yan Wanpeng (resigned on 17 January 2014)

Supervisors

Yao Shun

Jiao Xiaoxiao

Wang Guodong (appointed on 4 April 2014)

Liu Shengmin (resigned on 4 April 2014)

Di Qinghua (resigned on 4 April 2014)

Zhu Zhisheng (resigned on 4 April 2014)

Biographical Details of Directors, Supervisors and Senior Management

Brief biographical details of Directors, supervisors and senior management of the Company are set out on pages 19 to 21 of the annual report.

Highest Paid Individuals

During the year, the relevant information of the five individuals with the highest remuneration in the Group is disclosed in note 10 to the financial statements.

DIRECTORS' REPORT

Remuneration

The Company has a remuneration committee to formulate compensation policies and determine and manage the compensation of the Company's Directors and senior management with reference to their duties, responsibilities, performance and results of the Group.

Directors' and Supervisors' Service Contracts

Each of Directors and supervisors of the Board and the supervisory committee has a service contract with the Company until the expiry of the term of 4th Session of the Board on 5 March 2015.

Under these deeds, no remuneration is payable to the supervisors.

No Director or supervisor has a service contract with the Company, which is not determinable by the Company within one year without payment of compensation, other than statutory obligations.

Directors', Supervisors and Chief Executive's Interests and Short Positions in Shares of the Company

The Directors, supervisors and chief executive of the Company did not hold any interests or short positions in the shares, underlying shares or debentures of the Company or any of its associated corporations as defined in the Securities and Futures Ordinance ("SFO") as at 31 December 2013 that are required to be recorded in the register required to be (i) notified to the Company and the Stock Exchange pursuant to Divisions 7 and 8 of Part XV of the SFO (including interests and short positions which they were taken or deemed to have under such provisions of the SFO); (ii) kept under section 352 of the SFO; or (iii) required to be notified to the Company and the Hong Kong Stock Exchange under the Model Code for Securities Transactions by Directors of listed issuers as set out in Appendix 10 of the Rules Governing the Listing of Securities on the Stock Exchange of Hong Kong Limited ("Listing Rule").

Substantial Shareholders Interest in Shares

As at 31 December 2013, so far as was known to the Directors, the following person, other than the Directors, supervisors and chief executive of the Company, had an interest in the shares of the Company as recorded in the register required to be kept under section 336 of the SFO:

Name of shareholders	Number of Domestic Shares	Capacity	Approximate percentage of the total issued domestic share capital	Approximate percentage of the total share capital
Lingbao State-owned Assets Operation Limited Liability Company (靈寶市國有資產經營有限責任公司) ("Lingbao State-owned Assets") (Note 1)	296,840,620	Beneficial owner	62.76%	38.54%
Huibang Investment Development Company Limited	77,000,000	Beneficial owner	16.28%	10.00%
Shannan Wanlaixin Investment Limited Liability Company (山南萬來鑫投資有限責任公司)	37,698,784	Beneficial owner	7.97%	4.89%

Note:

- In addition to its direct interest in 296,840,620 domestic shares, Lingbao State-owned Assets has an indirect interest in the Company through its equity interest of approximately 43.4% in Lingbao Gold Machinery Limited Liability Company (靈寶市黃金機械有限責任公司), which in turn holds approximately 21.1% equity interest in Lingbao Jinxiang Auto Parts Limited Liability Company (靈寶市金象汽車零部件有限責任公司) ("Lingbao Jinxiang Motors"). Lingbao Jinxiang Motors is a promoter of the Company, which held approximately 1.7% shareholding in the Company as at the date of this report.

Save as disclosed above, as at 31 December 2013, so far as the Directors are aware, there are no other persons, other than the Directors, supervisors and chief executive of the Company, who had interests or short positions in the shares and underlying shares of the Company as recorded in the register required to be kept pursuant to Section 336 of the SFO.

Directors' and Supervisors' Interests in Contracts

No contract of significance in relation to the Company's business to which the Company, its subsidiaries or its jointly controlled entities was a party and in which the Directors or the supervisors of the Company had a material interest, whether directly or indirectly, subsisted at the end of the year or at any time during the year (excluding the Directors' and supervisors' service contracts).

DIRECTORS' REPORT

Directors' and Supervisors' Rights to Acquire Shares or Debentures

Apart from disclosed under the paragraph headed "Directors, supervisors and Chief Executive's interest in shares" above, at no time during the year was the Company, its subsidiaries or its jointly controlled entity, a party to any arrangement to enable to the Directors, the supervisors and their respective spouses or children under 18 years of age of acquire benefits by means of acquisition of shares in, or debentures of, the Company or any other body corporate.

Interests of Directors in Competing Business

During the year and up to the date of this report, none of the Directors has any interest in business, which competes or may compete with the business of the Group under the Listing Rules.

Bank Loans and Other Borrowings

Particulars of bank loans and other borrowings of the Company and the Group as at 31 December 2013 are mainly set out in notes 30 and 31 to the financial statements.

Charitable Donations

Charitable donations made by the Group during the year amounted to RMB3,433,000 (2012: RMB267,000).

Pre-emptive Rights

There are no provisions regarding pre-emptive rights under the Articles of Association of the Company and related laws of Hong Kong and the PRC, which would oblige the Company to issue new shares on pro-rata basis to the existing shareholders of the Company.

Policy on Income Tax

The Company and its subsidiaries basically paid PRC corporate income tax at a rate of 25% of its assessable profits according to the relevant laws and regulations in the PRC. Details of the Group's income tax information are disclosed in note 8 to the financial statements.

Closure of Register of Members

The register of members of the Company will be closed from Wednesday, 7 May 2014 to Thursday, 5 June 2014, (both days inclusive), during which period no transfer of shares will be registered. In order for the shareholders to qualify for attending the forthcoming annual general meeting, all transfer documents accompanied by the relevant share certificates must be lodged with the Company's H shares registrar, Computershare Hong Kong Investor Services Limited at 17th Floor, Hopewell Centre, 183 Queen's Road East, Wanchai, Hong Kong (for holders of H shares) or the registered office address of the Company at Hangu Road and Jingshan Road intersection, Lingbao, Henan, the PRC (for holders of domestic shares), no later than 4:30 p.m. on Monday, 5 May 2014.

Litigation and Arbitration

As at the date of this report, there was no material litigation and arbitration for the Group.

Public Float

Based on the publicly available information and the best of knowledge of the Directors, the Company has maintained sufficient public float at the latest practicable date prior to the issue of this report.

Compliance of Code of Conduct

None of the Directors of the Company is aware of any information that would reasonably indicate that the Company did not meet the applicable code provision set out in the code on Corporate Government Practices for any period from 1 January 2013 to 31 December 2013.

Five Years Summary

A summary of the results and of the assets and liabilities of the Group for the last five financial years is set out on page 134 of the annual report.

Confirmation of Independence

The Company has received from each of the independent non-executive directors an annual confirmation of independence pursuant to Rule 3.13 of the Listing Rules and considers all the independent non-executive directors to be independent.

Auditors

KPMG retire and, being eligible, offer themselves for reappointment. A resolution for the reappointment of KPMG as auditors of the Company is to be proposed at the forthcoming annual general meeting.

By order of the Board

Jin Guangcai

Chairman

Lingbao, Henan, the PRC
27 March 2014

INDEPENDENT AUDITOR'S REPORT



Independent auditor's report to the shareholders of Lingbao Gold Company Ltd.

(Incorporated in the People's Republic of China with limited liability)

We have audited the consolidated financial statements of Lingbao Gold Company Ltd. ("the Company") and its subsidiaries (together "the Group") set out on pages 44 to 133, which comprise the consolidated and company statements of financial position as at 31 December 2013, the consolidated statement of profit or loss, the consolidated statement of profit or loss and comprehensive income, the consolidated statement of changes in equity and the consolidated cash flow statement for the year then ended and a summary of significant accounting policies and other explanatory information.

Directors' responsibilities for the consolidated financial statements

The directors of the Company are responsible for the preparation of consolidated financial statements that give a true and fair view in accordance with Hong Kong Financial Reporting Standards issued by the Hong Kong Institute of Certified Public Accountants and the disclosure requirements of the Hong Kong Companies Ordinance and for such internal control as the directors determine is necessary to enable the preparation of consolidated financial statements that are free from material misstatement, whether due to fraud or error.

Auditor's responsibility

Our responsibility is to express an opinion on these consolidated financial statements based on our audit. This report is made solely to you, as a body, and for no other purpose. We do not assume responsibility towards or accept liability to any other person for the contents of this report.

We conducted our audit in accordance with Hong Kong Standards on Auditing issued by the Hong Kong Institute of Certified Public Accountants. Those standards require that we comply with ethical requirements and plan and perform the audit to obtain reasonable assurance about whether the consolidated financial statements are free from material misstatement.

An audit involves performing procedures to obtain audit evidence about the amounts and disclosures in the consolidated financial statements. The procedures selected depend on the auditor's judgement, including the assessment of the risks of material misstatement of the consolidated financial statements, whether due to fraud or error. In making those risk assessments, the auditor considers internal control relevant to the entity's preparation of the consolidated financial statements that give a true and fair view in order to design audit procedures that are appropriate in the circumstances, but not for the purpose of expressing an opinion on the effectiveness of the entity's internal control. An audit also includes evaluating the appropriateness of accounting policies used and the reasonableness of accounting estimates made by the directors, as well as evaluating the overall presentation of the consolidated financial statements.

We believe that the audit evidence we have obtained is sufficient and appropriate to provide a basis for our audit opinion.

INDEPENDENT AUDITOR'S REPORT

Opinion

In our opinion, the consolidated financial statements give a true and fair view of the state of affairs of the Company and of the Group as at 31 December 2013 and of the Group's loss and cash flows for the year then ended in accordance with Hong Kong Financial Reporting Standards and have been properly prepared in accordance with the disclosure requirements of the Hong Kong Companies Ordinance.

KPMG

Certified Public Accountants

8th Floor, Prince's Building

10 Chater Road

Central, Hong Kong

27 March 2014

CONSOLIDATED STATEMENT OF PROFIT OR LOSS

For the year ended 31 December 2013 (Expressed in Renminbi Yuan)

	Note	2013 RMB'000	2012 RMB'000
Turnover	3	7,942,084	6,393,306
Cost of sales		(8,072,762)	(5,589,812)
Gross (loss)/profit		(130,678)	803,494
Other revenue	4	37,340	24,879
Other net loss	5	(72,915)	(1,078)
Selling and distribution expenses		(29,059)	(39,138)
Administrative expenses and other operating expenses		(412,432)	(322,179)
(Loss)/profit from operations		(607,744)	465,978
Finance costs	7(a)	(239,017)	(241,281)
(Loss)/profit before taxation	7	(846,761)	224,697
Income tax	8(a)	138,478	(59,807)
(Loss)/profit for the year		(708,283)	164,890
Attributable to:			
Equity shareholders of the Company	11	(673,365)	165,335
Non-controlling interests		(34,918)	(445)
(Loss)/profit for the year		(708,283)	164,890
Basic and diluted (loss)/earnings per share (cents)	14	(87)	21

The notes on pages 53 to 133 form part of these financial statements. Details of dividends payable to equity shareholders of the Company attributable to the (loss)/profit for the year are set out in note 12(a).

CONSOLIDATED STATEMENT OF PROFIT OR LOSS AND OTHER COMPREHENSIVE INCOME

For the year ended 31 December 2013 (Expressed in Renminbi Yuan)

	Note	2013 RMB'000	2012 RMB'000
(Loss)/profit for the year		(708,283)	164,890
Other comprehensive income for the year	13		
Item that may be reclassified subsequently to profit or loss:			
Exchange differences on translation of financial statements of overseas subsidiaries		3,753	419
Total comprehensive income for the year		(704,530)	165,309
Attributable to:			
Equity shareholders of the Company		(670,545)	165,651
Non-controlling interests		(33,985)	(342)
Total comprehensive income for the year		(704,530)	165,309

The notes on pages 53 to 133 form part of these financial statements.

CONSOLIDATED STATEMENT OF FINANCIAL POSITION

At 31 December 2013 (Expressed in Renminbi Yuan)

	Note	2013 RMB'000	2012 RMB'000
Non-current assets			
Property, plant and equipment	15	2,093,610	2,024,469
Construction in progress	16	352,373	369,741
Intangible assets	17	729,331	695,465
Goodwill	18	7,346	41,404
Lease prepayments	19	178,989	175,075
Other investments	21	10,504	10,504
Non-current prepayments	23	15,279	32,403
Deferred tax assets	24(b)	303,586	143,831
		3,691,018	3,492,892
Current assets			
Inventories	25	1,449,970	3,267,561
Trade and other receivables, deposits and prepayments	26	1,150,422	832,407
Assets classified as held for sale	27	7,539	20,123
Pledged deposits	28	47,555	36,140
Cash and cash equivalents	29	367,202	267,935
Current tax recoverable	24(a)	9,840	1,976
		3,032,528	4,426,142
Current liabilities			
Bank loans	30	1,721,954	2,779,345
Other loan		2,081	2,378
Trade and other payables	32	1,165,934	1,186,691
Loan from ultimate holding company	33	23,800	23,800
Current tax payable	24(a)	1,317	21,898
		2,915,086	4,014,112
Net current assets			
		117,442	412,030
Total assets less current liabilities			
		3,808,460	3,904,922

CONSOLIDATED STATEMENT OF FINANCIAL POSITION

At 31 December 2013 (Expressed in Renminbi Yuan)

	Note	2013 RMB'000	2012 RMB'000
Non-current liabilities			
Debenture payable	31	700,000	700,000
Bank loans	30	1,368,117	734,562
Other payables	32	63,981	35,617
Deferred tax liabilities	24(b)	159	93
		2,132,257	1,470,272
NET ASSETS			
		1,676,203	2,434,650
CAPITAL AND RESERVES			
	34		
Share capital		154,050	154,050
Reserves		1,509,444	2,233,906
Total equity attributable to equity shareholders of the Company		1,663,494	2,387,956
Non-controlling interests		12,709	46,694
TOTAL EQUITY		1,676,203	2,434,650

Approved and authorised for issue by the board of directors on 27 March 2014.

Jin Guangcai
Executive director and chairman

He Chengqun
Executive director

The notes on pages 53 to 133 form part of these financial statements.

STATEMENT OF FINANCIAL POSITION

At 31 December 2013 (Expressed in Renminbi Yuan)

	Note	2013 RMB'000	2012 RMB'000
Non-current assets			
Property, plant and equipment	15	729,526	687,312
Construction in progress	16	96,808	139,591
Intangible assets	17	34,036	24,789
Lease prepayments	19	86,921	89,916
Investments in subsidiaries	20	647,635	646,484
Other investments	21	10,504	10,504
Non-current prepayments	23	10,820	6,732
Deferred tax assets	24(b)	265,630	80,859
		1,881,880	1,686,187
Current assets			
Inventories	25	1,048,752	2,919,453
Trade and other receivables, deposits and prepayments	26	512,449	263,458
Amounts due from subsidiaries	20	1,663,976	1,333,888
Assets classified as held for sale	27	–	11,500
Pledged deposits	28	36,378	35,532
Cash and cash equivalents	29	233,125	194,214
		3,494,680	4,758,045
Current liabilities			
Bank loans	30	1,307,037	2,504,060
Other loan		2,081	2,378
Trade and other payables	32	723,258	792,967
Current tax payable	24(a)	–	10,695
Amounts due to subsidiaries	20	90,645	97,565
		2,123,021	3,407,665
Net current assets			
		1,371,659	1,350,380
Total assets less current liabilities			
		3,253,539	3,036,567

STATEMENT OF FINANCIAL POSITION

At 31 December 2013 (Expressed in Renminbi Yuan)

	Note	2013 RMB'000	2012 RMB'000
Non-current liabilities			
Debenture payable	31	700,000	700,000
Bank loans	30	1,056,500	190,000
Other payables	32	39,954	14,407
		1,796,454	904,407
NET ASSETS			
		1,457,085	2,132,160
CAPITAL AND RESERVES			
	34		
Share capital		154,050	154,050
Reserves		1,303,035	1,978,110
TOTAL EQUITY			
		1,457,085	2,132,160

Approved and authorised for issue by the board of directors on 27 March 2014.

Jin Guangcai
Executive director and chairman

He Chengqun
Executive director

The notes on pages 53 to 133 form part of these financial statements.

CONSOLIDATED STATEMENT OF CHANGES IN EQUITY

For the year ended 31 December 2013 (Expressed in Renminbi Yuan)

	Attributable to equity shareholders of the Company								Non-controlling interests	Total equity	
	Share capital	Share premium	PRC			Other reserve	Retained profits	Total			Total
			statutory reserves	Exchange reserve							
			RMB'000	RMB'000	RMB'000						
	(note 34(b))	(note 34(a)(i))	(note 34(a)(iii))	(note 34(a)(iii))	(note 34(a)(iv))						
Balance at 1 January 2012	154,050	827,931	160,878	5,220	(858)	1,152,109	2,299,330	47,036	2,346,366		
Changes in equity for 2012:											
Total comprehensive income for the year	-	-	-	316	-	165,335	165,651	(342)	165,309		
Appropriation of safety production fund (note 34(d))	-	-	38,003	-	-	(38,003)	-	-	-		
Utilisation of safety production fund (note 34(d))	-	-	(38,003)	-	-	38,003	-	-	-		
Deemed capital contribution (note 34(e))	-	-	-	-	7,816	-	7,816	-	7,816		
Reversal of deemed capital contribution (note 34(e))	-	-	-	-	(7,816)	-	(7,816)	-	(7,816)		
Dividends approved in respect of the previous year (note 12(b))	-	-	-	-	-	(77,025)	(77,025)	-	(77,025)		
Balance at 31 December 2012 and 1 January 2013	154,050	827,931	160,878	5,536	(858)	1,240,419	2,387,956	46,694	2,434,650		
Changes in equity for 2013:											
Total comprehensive income for the year	-	-	-	2,820	-	(673,365)	(670,545)	(33,985)	(704,530)		
Appropriation of safety production fund (note 34(d))	-	-	33,943	-	-	(33,943)	-	-	-		
Utilisation of safety production fund (note 34(d))	-	-	(33,943)	-	-	33,943	-	-	-		
Dividends approved in respect of the previous year (note 12(b))	-	-	-	-	-	(53,917)	(53,917)	-	(53,917)		
Balance at 31 December 2013	154,050	827,931	160,878	8,356	(858)	513,137	1,663,494	12,709	1,676,203		

The notes on pages 53 to 133 form part of these financial statements.

CONSOLIDATED CASH FLOW STATEMENT

For the year ended 31 December 2013 (Expressed in Renminbi Yuan)

	Note	2013 RMB'000	2012 RMB'000
Operating activities			
(Loss)/profit before taxation		(846,761)	224,697
Adjustments for:			
– Interest income	4	(3,908)	(4,506)
– Net realised and unrealised gain on financial instruments at fair value	5	(2,041)	(5,940)
– Net loss on disposal of property, plant and equipment, and intangible assets	5	4,934	35
– Depreciation	7(b)	215,430	250,564
– Finance costs	7(a)	239,017	241,281
– Provision of impairment losses on:			
– trade and other receivables	7(b)	1,111	2,764
– purchase deposits	7(b)	11,535	4,263
– property, plant and equipment	7(b)	22,584	–
– intangible assets	7(b)	329	4,349
– goodwill	7(b)	34,058	–
– Amortisation of lease prepayments	7(b)	5,411	4,584
– Amortisation of intangible assets	7(b)	3,685	14,406
– Write down of inventories	25(b)	51,956	11,758
– Foreign exchange differences		1,287	681
Operating profit before changes in working capital		(261,373)	748,936
Decrease/(increase) in inventories		1,762,842	(1,237,202)
(Increase)/decrease in pledged deposits	28	(17,167)	15,002
Increase in trade and other receivables, deposits and prepayments		(358,500)	(81,015)
Increase in trade and other payables		35,883	285,477
Cash generated from/(used in) operations		1,161,685	(268,802)
PRC income tax paid	24(a)	(49,656)	(92,812)
Net cash generated from/(used in) operating activities		1,112,029	(361,614)

CONSOLIDATED CASH FLOW STATEMENT

For the year ended 31 December 2013 (Expressed in Renminbi Yuan)

	Note	2013 RMB'000	2012 RMB'000
Investing activities			
Interest received		3,908	4,506
Proceeds from settlement of financial instruments		1,605	5,318
Payment for purchase of property, plant and equipment		(62,958)	(50,768)
Proceeds from disposal of property, plant and equipment		6,238	1,969
Payment for construction in progress		(229,713)	(286,092)
Payment for purchase of intangible assets		(32,331)	(70,232)
Payment for purchase of lease prepayments		(1,887)	(39,167)
Dividends received from other investments		–	5,600
Proceeds from disposal of subsidiaries		23,770	60,002
Net cash used in investing activities		(291,368)	(368,864)
Financing activities			
Proceeds from interest-bearing borrowings		3,126,860	3,312,755
Repayment of interest-bearing borrowings		(3,536,769)	(2,329,385)
Interest paid		(264,668)	(232,670)
Other borrowing costs paid		(2,303)	(3,735)
Pledged deposit received/(paid) for borrowings		5,752	(21,142)
Dividend paid to equity shareholders of the Company	12(b)	(48,183)	(76,903)
Net cash (used in)/generated from financing activities		(719,311)	648,920
Net increase/(decrease) in cash and cash equivalents		101,350	(81,558)
Cash and cash equivalents at 1 January	29	267,935	349,568
Effect of foreign exchange rate changes		(2,083)	(75)
Cash and cash equivalents at 31 December	29	367,202	267,935

The notes on pages 53 to 133 form part of these financial statements.

NOTES TO THE FINANCIAL STATEMENTS

(Expressed in Renminbi Yuan unless otherwise indicated)

1 Significant accounting policies

(a) Statement of compliance

These financial statements have been prepared in accordance with all applicable Hong Kong Financial Reporting Standards (“HKFRSs”), which collective term includes all applicable individual Hong Kong Financial Reporting Standards, Hong Kong Accounting Standards (“HKASs”) and Interpretations issued by the Hong Kong Institute of Certified Public Accountants (“HKICPA”), accounting principles generally accepted in Hong Kong and the disclosure requirements of the Hong Kong Companies Ordinance. These financial statements also comply with the applicable disclosure provisions of the Rules Governing the Listing of Securities on The Stock Exchange of Hong Kong Limited. A summary of the significant accounting policies adopted by the Company and its subsidiaries (collectively referred to as the “Group”) is set out below.

The HKICPA has issued certain new and revised HKFRSs that are first effective or available for early adoption for the current accounting period of the Group and the Company. Note 2 provides information on any changes in accounting policies resulting from initial application of these developments to the extent that they are relevant to the Group for the current and prior accounting periods reflected in these financial statements.

(b) Basis of preparation of the financial statements

The consolidated financial statements for the year ended 31 December 2013 comprise the Company and its subsidiaries.

The measurement basis used in the preparation of the financial statements is the historical cost basis except that derivative financial instruments are stated at fair value (see note 1(f)). Assets classified as held for sale are stated at the lower of carrying amount and fair value less costs to sell (see note 1(y)).

The preparation of financial statements in conformity with HKFRSs requires management to make judgements, estimates and assumptions that affect the application of policies and reported amounts of assets, liabilities, income and expenses. The estimates and associated assumptions are based on historical experience and various other factors that are believed to be reasonable under the circumstances, the results of which form the basis of making the judgements about carrying values of assets and liabilities that are not readily apparent from other sources. Actual results may differ from these estimates.

The estimates and underlying assumptions are reviewed on an ongoing basis. Revisions to accounting estimates are recognised in the period in which the estimate is revised if the revision affects only that period, or in the period of the revision and future periods if the revision affects both current and future periods.

Judgements made by management in the application of HKFRSs that have significant effect on the financial statements and major sources of estimation uncertainty are discussed in note 40.

NOTES TO THE FINANCIAL STATEMENTS

(Expressed in Renminbi Yuan unless otherwise indicated)

1 Significant accounting policies (continued)

(c) Subsidiaries and non-controlling interests

Subsidiaries are entities controlled by the Group. The Group controls an entity when it is exposed, or has rights, to variable returns from its involvement with the entity and has the ability to affect those returns through its power over the entity. When assessing whether the group has power, only substantive rights (held by the group and other parties) are considered.

An investment in a subsidiary is consolidated into the consolidated financial statements from the date that control commences until the date that control ceases. Intra-group balances, transactions and cash flows and any unrealised profits arising from intra-group transactions are eliminated in full in preparing the consolidated financial statements. Unrealised losses resulting from intra-group transactions are eliminated in the same way as unrealised gains but only to the extent that there is no evidence of impairment.

Non-controlling interests represent the equity in a subsidiary not attributable directly or indirectly to the Company, and in respect of which the Group has not agreed any additional terms with the holders of those interests which would result in the Group as a whole having a contractual obligation in respect of those interests that meets the definition of a financial liability. For each business combination, the Group can elect to measure any non-controlling interests either at fair value or at the non-controlling interests' proportionate share of the subsidiary's net identifiable assets.

Non-controlling interests are presented in the consolidated statement of financial position within equity, separately from equity attributable to the equity shareholders of the Company. Non-controlling interests in the results of the Group are presented on the face of the consolidated statement of profit or loss and the consolidated statement of profit or loss and other comprehensive income as an allocation of the total profit or loss and total comprehensive income for the year between non-controlling interests and the equity shareholders of the Company. Loans from holders of non-controlling interests and other contractual obligations towards these holders are presented as financial liabilities in the consolidated statement of financial position in accordance with note 1(o).

Changes in the Group's interests in a subsidiary that do not result in a loss of control are accounted for as equity transactions, whereby adjustments are made to the amounts of controlling and non-controlling interests within consolidated equity to reflect the change in relative interests, but no adjustments are made to goodwill and no gain or loss is recognised.

When the Group loses control of a subsidiary, it is accounted for as a disposal of the entire interest in that subsidiary, with a resulting gain or loss being recognised in profit or loss. Any interest retained in that former subsidiary at the date when control is lost is recognised at fair value and this amount is regarded as the fair value on initial recognition of a financial asset (see note 1(e)) or, when appropriate, the cost on initial recognition of an investment in an associate or joint venture.

NOTES TO THE FINANCIAL STATEMENTS

(Expressed in Renminbi Yuan unless otherwise indicated)

1 Significant accounting policies (continued)

(c) Subsidiaries and non-controlling interests (continued)

In the Company's statement of financial position, an investment in a subsidiary is stated at cost less impairment losses (see note 1(j)(ii)).

(d) Goodwill

Goodwill represents the excess of:

- (i) the aggregate of the fair value of the consideration transferred, the amount of any non-controlling interest in the acquiree and the fair value of the Group's previously held equity interest in the acquiree; over
- (ii) the net fair value of the acquiree's identifiable assets and liabilities measured as at the acquisition date.

When (ii) is greater than (i), then this excess is recognised immediately in profit or loss as a gain on a bargain purchase.

Goodwill is stated at cost less accumulated impairment losses. Goodwill arising on a business combination is allocated to each cash-generating unit, or groups of cash generating units, that is expected to benefit from the synergies of the combination and is tested annually for impairment (see note 1(j)(ii)).

On disposal of a cash generating unit during the year, any attributable amount of purchased goodwill is included in the calculation of the profit or loss on disposal.

(e) Other investments

The Group's and the Company's policies for investments in equity securities other than investments in subsidiaries are as follows:

Investments in equity securities that do not have a quoted price in an active market for an identical instrument and whose fair value cannot otherwise be reliably measured are recognised in the statement of financial position at cost less impairment losses (see note 1(j)(ii)). Dividend income from equity securities is recognised in profit or loss in accordance with the policies set out in notes 1(u)(ii).

Investments are recognised/derecognised on the date the Group commits to purchase/sell the investments.

NOTES TO THE FINANCIAL STATEMENTS

(Expressed in Renminbi Yuan unless otherwise indicated)

1 Significant accounting policies (continued)

(f) Derivative financial instruments

Derivative financial instruments are recognised initially at fair value. At the end of each reporting period the fair value is remeasured. The gain or loss on remeasurement to fair value is recognised immediately in profit or loss.

(g) Property, plant and equipment and construction in progress

(i) Property, plant and equipment

Property, plant and equipment are initially stated in the statements of financial position at cost less accumulated depreciation and impairment losses (see note 1(j)(ii)). The cost of an asset comprises its purchase price and any directly attributable costs of bringing the asset to its present working condition and location for its intended use.

The cost of self-constructed items of property, plant and equipment includes the cost of materials, direct labour, the initial estimate, where relevant, of the costs of dismantling and removing the items and restoring the site on which they are located, and an appropriate proportion of production overheads and borrowing costs (see note 1(w)).

When proved and probable gold reserves have been determined, costs incurred to develop gold mines are capitalised as part of the cost of mining structures. All other expenditures, including the cost of repairs and maintenance and major overhaul, are expensed as they are incurred. Mining exploration costs, such as expenditures related to locating gold deposits and determining the economic feasibility and the costs of removing waste materials or “stripping costs” are expensed as incurred.

Gains or losses arising from the retirement or disposal of an item of property, plant and equipment are determined as the difference between the net disposal proceeds and the carrying amount of the item and are recognised in profit or loss on the date of retirement or disposal.

Depreciation is calculated to write off the cost or valuation of items of property, plant and equipment other than mining shafts, less their estimated residual value, if any, using the straight line method over their estimated useful lives as follows:

Buildings	2 – 35 years
Machinery	4 – 30 years
Transportation equipment	4 – 8 years
Office and electronic equipment	4 – 12 years

Included in property, plant and equipment are mining shafts located at the mining sites. Depreciation is provided to write off the cost of mining shafts using the units of production method based on the proved and probable mineral reserves.

NOTES TO THE FINANCIAL STATEMENTS

(Expressed in Renminbi Yuan unless otherwise indicated)

1 Significant accounting policies (continued)

(g) Property, plant and equipment and construction in progress (continued)

(i) Property, plant and equipment (continued)

Where parts of an item of property, plant and equipment have different useful lives, the cost of the item is allocated on a reasonable basis between the parts and each part is depreciated separately. Both the useful life of an asset and its residual value, if any, are reviewed annually.

(ii) Construction in progress

Construction in progress represents buildings, various infrastructure projects under construction and equipment pending installation, and is recognised in the statement of financial position at cost less impairment losses (see note 1(j)(ii)).

The cost of self-constructed items of property, plant and equipment includes the cost of materials, direct labour, the initial estimate, where relevant, of the costs of dismantling and removing the items and restoring the site on which they are located, and an appropriate proportion of production overheads and borrowing costs (see note 1(w)). Capitalisation of these costs ceases and the construction in progress is transferred to property, plant and equipment when the asset is substantially ready for its intended use, notwithstanding any delays in the issue of the relevant commissioning certificate by the relevant authorities in the People's Republic of China (the "PRC").

No depreciation is provided in respect of the construction in progress.

(h) Intangible assets (other than goodwill)

Expenditure on research activities is recognised as an expense in the period in which it is incurred. Expenditure on development activities is capitalised if the product or process is technically and commercially feasible and the Group has sufficient resources and the intention to complete the development. The expenditure capitalised includes the costs of materials, direct labour and an appropriate proportion of overheads and borrowing costs, where applicable (see note 1(w)). Capitalised development costs are stated at cost less accumulated amortisation and impairment losses (see note 1(j)(ii)). Other development expenditure is recognised as an expense in the period in which it is incurred.

Intangible assets are not amortised while their useful lives are assessed to be indefinite. Any conclusion that the useful life of an intangible asset is indefinite is reviewed annually to determine whether events and circumstances continue to support the indefinite useful life assessment for that asset. If they do not, the change in the useful life assessment from indefinite to finite is accounted for prospectively from the date of change and in accordance with the policy for amortisation of intangible assets with finite lives as set out below.

NOTES TO THE FINANCIAL STATEMENTS

(Expressed in Renminbi Yuan unless otherwise indicated)

1 Significant accounting policies (continued)

(h) Intangible assets (other than goodwill) (continued)

(i) Mining rights

Mining rights are stated at cost less accumulated amortisation and impairment losses (see note 1(j)(ii)). The mining rights are amortised to profit or loss using the units of production method based on the proved and probable mineral reserves.

The Group's mining rights are of sufficient duration (or convey a legal right to renew for sufficient duration) to enable all reserves to be mined in accordance with current production schedules.

(ii) Exploration rights

Exploration rights are stated at cost less accumulated amortisation and impairment losses (see note 1(j)(ii)). The exploration rights are amortised to exploration and evaluation assets (see note 1(h)(iii)) on a straight-line basis over the estimated useful lives of one to three years.

(iii) Exploration and evaluation assets and mining development assets

Exploration and evaluation assets are stated at cost less impairment losses (see note 1(j)(ii)). Exploration and evaluation assets include exploration and development costs.

When it can be reasonably ascertained that a mining structure is capable of commercial production, exploration and development costs capitalised are transferred to mining development assets and amortised to profit or loss using the units of production method based on the proved and probable mineral reserves. If any project is abandoned during the exploration and evaluation stage, the related exploration and evaluation assets are written off to profit or loss.

(i) Lease prepayments

Lease prepayments represent cost of land use rights paid to the PRC governmental authorities for acquiring land held under operating leases. Land use rights are carried at cost less accumulated amortisation and impairment losses (see note 1(j)(ii)). Amortisation is charged to the profit or loss on a straight-line basis over the respective periods of the rights.

NOTES TO THE FINANCIAL STATEMENTS

(Expressed in Renminbi Yuan unless otherwise indicated)

1 Significant accounting policies (continued)

(j) Impairment of assets

(i) *Impairment of investments in equity securities and trade and other receivables*

Investments in equity securities (other than investments in subsidiaries: see note 1(j)(ii)) and other current and non-current receivables that are stated at cost or amortised cost are reviewed at the end of each reporting period to determine whether there is objective evidence of impairment. Objective evidence of impairment includes observable data that comes to the attention of the Group about one or more of the following loss events:

- significant financial difficulty of the debtor;
- a breach of contract, such as a default or delinquency in interest or principal payments;
- it becoming probable that the debtor will enter bankruptcy or other financial reorganisation;
- significant changes in the technological, market, economic or legal environment that have an adverse effect on the debtor; and
- a significant or prolonged decline in the fair value of an investment in an equity instrument below its cost.

If any such evidence exists, any impairment loss is determined and recognised as follows:

- For unquoted equity securities carried at cost, the impairment loss is measured as the difference between the carrying amount of the financial asset and the estimated future cash flows, discounted at the current market rate of return for a similar financial asset where the effect of discounting is material. Impairment losses for equity securities carried at cost are not reversed.
- For trade and other current receivables and other financial assets carried at amortised cost, the impairment loss is measured as the difference between the asset's carrying amount and the present value of estimated future cash flows, discounted at the financial asset's original effective interest rate (i.e. the effective interest rate computed at initial recognition of these assets), where the effect of discounting is material. This assessment is made collectively where these financial assets share similar risk characteristics, such as similar past due status, and have not been individually assessed as impaired. Future cash flows for financial assets which are assessed for impairment collectively are based on historical loss experience for assets with credit risk characteristics similar to the collective group.

NOTES TO THE FINANCIAL STATEMENTS

(Expressed in Renminbi Yuan unless otherwise indicated)

1 Significant accounting policies (continued)

(j) Impairment of assets (continued)

(i) *Impairment of investments in equity securities and trade and other receivables (continued)*

If in a subsequent period the amount of an impairment loss decreases and the decrease can be linked objectively to an event occurring after the impairment loss was recognised, the impairment loss is reversed through profit or loss. A reversal of an impairment loss shall not result in the asset's carrying amount exceeding that which would have been determined had no impairment loss been recognised in prior years.

Impairment losses are written off against the corresponding assets directly, except for impairment losses recognised in respect of trade debtors and bills receivables included within trade and other receivables, whose recovery is considered doubtful but not remote. In this case, the impairment losses for doubtful debts are recorded using an allowance account. When the Group is satisfied that recovery is remote, the amount considered irrecoverable is written off against trade debtors and bills receivables directly and any amounts held in the allowance account relating to that debt are reversed. Subsequent recoveries of amounts previously charged to the allowance account are reversed against the allowance account. Other changes in the allowance account and subsequent recoveries of amounts previously written off directly are recognised in profit or loss.

(ii) *Impairment of other assets*

Internal and external sources of information are reviewed at the end of each reporting period to identify indications that the following assets may be impaired or, except in the case of goodwill, an impairment loss previously recognised no longer exists or may have decreased:

- property, plant and equipment;
- construction in progress;
- intangible assets;
- lease prepayments;
- other investments;
- goodwill; and
- investments in subsidiaries in the company's statement of financial position.

1 Significant accounting policies (continued)

(j) Impairment of assets (continued)

(ii) Impairment of other assets (continued)

If any such indication exists, the asset's recoverable amount is estimated. In addition, for goodwill, intangible assets that are not yet available for use and intangible assets that have indefinite useful lives, the recoverable amount is estimated annually whether or not there is any indication of impairment.

– Calculation of recoverable amount

The recoverable amount of an asset is the greater of its fair value less costs to sell and value in use. In assessing value in use, the estimated future cash flows are discounted to their present value using a pre-tax discount rate that reflects current market assessments of the time value of money and the risks specific to the asset. Where an asset does not generate cash inflows largely independent of those from other assets, the recoverable amount is determined for the smallest group of assets that generates cash inflows independently (i.e. a cash-generating unit).

– Recognition of impairment losses

An impairment loss is recognised in profit or loss if the carrying amount of an asset, or the cash-generating unit to which it belongs, exceeds its recoverable amount. Impairment losses recognised in respect of cash-generating units are allocated first to reduce the carrying amount of any goodwill allocated to the cash-generating unit (or group of units) and then, to reduce the carrying amount of the other assets in the unit (or group of units) on a pro rata basis, except that the carrying value of an asset will not be reduced below its individual fair value less costs of disposal, or value in use (if determinable).

– Reversals of impairment losses

In respect of assets other than goodwill, an impairment loss is reversed if there has been a favourable change in the estimates used to determine the recoverable amount. An impairment loss in respect of goodwill is not reversed.

A reversal of an impairment loss is limited to the asset's carrying amount that would have been determined had no impairment loss been recognised in prior years. Reversals of impairment losses are credited to profit or loss in the year in which the reversals are recognised.

NOTES TO THE FINANCIAL STATEMENTS

(Expressed in Renminbi Yuan unless otherwise indicated)

1 Significant accounting policies (continued)

(j) Impairment of assets (continued)

(iii) *Interim financial reporting and impairment*

Under the Rules Governing the Listing of Securities on the Stock Exchange of Hong Kong Limited, the Group is required to prepare an interim financial report in compliance with HKAS 34, *Interim financial reporting*, in respect of the first six months of the financial year. At the end of the interim period, the Group applies the same impairment testing, recognition, and reversal criteria as it would at the end of the financial year (see notes 1(j)(i) and (ii)).

Impairment losses recognised in an interim period in respect of goodwill and unquoted equity securities carried at cost are not reversed in a subsequent period. This is the case even if no loss, or a smaller loss, would have been recognised had the impairment been assessed only at the end of the financial year to which the interim period relates.

(k) Operating lease charges

Leases of assets under which do not transfer substantially all the risks and rewards of ownership of the Group are classified as operating leases.

Where the Group has the use of assets held under operating leases, payments made under the leases are charged to profit or loss in equal instalments over the accounting periods covered by the lease term, except where an alternative basis is more representative of the pattern of benefits to be derived from the leased asset. Lease incentives received are recognised in profit or loss as an integral part of the aggregate net lease payments made. Contingent rentals are charged to profit or loss in the accounting period in which they are incurred.

(l) Inventories

Inventories are carried at the lower of cost and net realisable value.

Cost is calculated using the weighted average cost formula and comprises all costs of purchase, costs of conversion and other costs incurred in bringing the inventories to their present location and condition.

Net realisable value is the estimated selling price in the ordinary course of business less the estimated costs of completion and the estimated costs necessary to make the sale.

NOTES TO THE FINANCIAL STATEMENTS

(Expressed in Renminbi Yuan unless otherwise indicated)

1 Significant accounting policies (continued)

(l) Inventories (continued)

When inventories are sold, the carrying amount of those inventories is recognised as an expense in the period in which the related revenue is recognised. The amount of any write-down of inventories to net realisable value and all losses of inventories are recognised as an expense in the period the write-down or loss occurs. The amount of any reversal of any write-down of inventories is recognised as a reduction in the amount of inventories recognised as an expense in the period in which the reversal occurs.

(m) Trade and other receivables

Trade and other receivables are initially recognised at fair value and thereafter stated at amortised cost using the effective interest method, less allowance for impairment of doubtful debts (see note 1(j)(i)) except where the receivables are interest-free loans made to related parties without any fixed repayment terms or the effect of discounting would be immaterial. In such cases, the receivables are stated at cost less allowance for impairment of doubtful debts.

(n) Interest-bearing borrowings

Interest-bearing borrowings are recognised initially at fair value less attributable transaction costs. Subsequent to initial recognition, interest-bearing borrowings are stated at amortised cost with any difference between the amount initially recognised and redemption value being recognised in the profit or loss over the period of the borrowings, together with any interest and fees payable, using the effective interest method.

(o) Trade and other payables

Trade and other payables are initially recognised at fair value and are subsequently stated at amortised cost unless the effect of discounting would be immaterial, in which case they are stated at cost.

(p) Derecognition of non-derivative financial assets and financial liabilities

The Group derecognises a financial asset when the contractual rights to the cash flows from the asset expire, or it transfers the rights to receive the contractual cash flows in a transaction in which substantially all of the risks and rewards of ownership of the financial asset are transferred, or it neither transfers nor retains substantially all of the risks and rewards of ownership and does not retain control over the transferred asset. Any interest in such derecognised financial assets that is created or retained by the Group is recognised as a separate asset or liability.

The Group derecognises a financial liability when its contractual obligations are discharged or cancelled, or expire.

NOTES TO THE FINANCIAL STATEMENTS

(Expressed in Renminbi Yuan unless otherwise indicated)

1 Significant accounting policies (continued)

(q) Cash and cash equivalents

Cash and cash equivalents comprise cash at bank and on hand, demand deposits with banks and other financial institutions, and short-term, highly liquid investments that are readily convertible into known amounts of cash and which are subject to an insignificant risk of changes in value, having been within three months of maturity at acquisition.

(r) Employee benefits

Salaries, annual bonuses, paid annual leave, contributions to defined contribution retirement plans and the cost of non-monetary benefits are accrued in the year in which the associated services are rendered by employees. Where payment or settlement is deferred and the effect would be material, these amounts are stated at their present values.

(s) Income tax

Income tax for the year comprises current tax and movements in deferred tax assets and liabilities. Current tax and movements in deferred tax assets and liabilities are recognised in profit or loss except to the extent that they relate to business combinations, or items recognised in other comprehensive income or directly in equity, in which case the relevant amounts of tax are recognised in other comprehensive income or directly in equity, respectively.

Current tax is the expected tax payable on the taxable income for the year, using tax rates enacted or substantively enacted at the end of the reporting period, and any adjustment to tax payable in respect of previous years.

Deferred tax assets and liabilities arise from deductible and taxable temporary differences respectively, being the differences between the carrying amounts of assets and liabilities for financial reporting purposes and their tax bases. Deferred tax assets also arise from unused tax losses and unused tax credits.

Apart from certain limited exceptions, all deferred tax liabilities, and all deferred tax assets to the extent that it is probable that future taxable profits will be available against which the asset can be utilised, are recognised. Future taxable profits that may support the recognition of deferred tax assets arising from deductible temporary differences include those that will arise from the reversal of existing taxable temporary differences, provided those differences relate to the same taxation authority and the same taxable entity, and are expected to reverse either in the same period as the expected reversal of the deductible temporary difference or in periods into which a tax loss arising from the deferred tax asset can be carried back or forward. The same criteria are adopted when determining whether existing taxable temporary differences support the recognition of deferred tax assets arising from unused tax losses and credits, that is, those differences are taken into account if they relate to the same taxation authority and the same taxable entity, and are expected to reverse in a period, or periods, in which the tax loss or credit can be utilised.

NOTES TO THE FINANCIAL STATEMENTS

(Expressed in Renminbi Yuan unless otherwise indicated)

1 Significant accounting policies (continued)

(s) Income tax (continued)

The limited exceptions to recognition of deferred tax assets and liabilities are those temporary differences arising from goodwill not deductible for tax purposes, the initial recognition of assets or liabilities that affect neither accounting nor taxable profit (provided they are not part of a business combination), and temporary differences relating to investments in subsidiaries to the extent that, in the case of taxable differences, the Group controls the timing of the reversal and it is probable that the differences will not reverse in the foreseeable future, or in the case of deductible differences, unless it is probable that they will reverse in the future.

The amount of deferred tax recognised is measured based on the expected manner of realisation or settlement of the carrying amount of the assets and liabilities, using tax rates enacted or substantively enacted at the end of the reporting period. Deferred tax assets and liabilities are not discounted.

The carrying amount of a deferred tax asset is reviewed at the end of each reporting period and is reduced to the extent that it is no longer probable that sufficient taxable profits will be available to allow the related tax benefit to be utilised. Any such reduction is reversed to the extent that it becomes probable that sufficient taxable profit will be available.

Current tax balances and deferred tax balances, and movements therein, are presented separately from each other and are not offset. Current tax assets are offset against current tax liabilities, and deferred tax assets against deferred tax liabilities, if the Group or the Company has the legally enforceable right to set off current tax assets against current tax liabilities and the following additional conditions are met:

- in the case of current tax assets and liabilities, the Group or the Company intends either to settle on a net basis, or to realise the asset and settle the liability simultaneously; or
- in the case of deferred tax assets and liabilities, if they relate to income taxes levied by the same taxation authority on either:
 - the same taxable entity; or
 - different taxable entities, which, in each future period in which significant amounts of deferred tax liabilities or assets are expected to be settled or recovered, intend to realise the current tax assets and settle the current tax liabilities on a net basis or realise and settle simultaneously.

(t) Provisions and contingent liabilities

Provisions are recognised for liabilities of uncertain timing or amount when the Group or the Company has a legal or constructive obligation arising as a result of a past event, it is probable that an outflow of economic benefits will be required to settle the obligation and a reliable estimate can be made. Where the time value of money is material, provisions are stated at the present value of the expenditure expected to settle the obligation.

NOTES TO THE FINANCIAL STATEMENTS

(Expressed in Renminbi Yuan unless otherwise indicated)

1 Significant accounting policies (continued)

(t) Provisions and contingent liabilities (continued)

Where it is not probable that an outflow of economic benefits will be required, or the amount cannot be estimated reliably, the obligation is disclosed as a contingent liability, unless the probability of outflow of economic benefits is remote. Possible obligations, whose existence will only be confirmed by the occurrence or non-occurrence of one or more future events are also disclosed as contingent liabilities unless the probability of outflow of economic benefits is remote.

(u) Revenue recognition

Revenue is measured at the fair value of the consideration received or receivable. Provided it is probable that the economic benefits will flow to the Group and the revenue and costs, if applicable, can be measured reliably, revenue is recognised in profit or loss as follows:

(i) Sales of goods

Revenue is recognised when the title to the goods and the related risks and rewards of ownership are passed to customers, the Group will not execute the right of supervision and control over the goods, either the proceeds are received or entitlement of proceeds is evidenced, and the cost of sale of goods can be estimated reliably. Revenue excludes value added tax or other sales taxes and is after deduction of any trade discounts.

(ii) Dividends

Dividend income from unlisted investments is recognised when the shareholder's right to receive payment is established.

(iii) Interest income

Interest income is recognised as it accrues using the effective interest method.

(v) Government grants

Government grants are recognised in the statement of financial position initially when there is reasonable assurance that they will be received and that the Group will comply with the conditions attaching to them. Grants that compensate the Group for expenses incurred are recognised as income in profit or loss on a systematic basis in the same periods in which the expenses are incurred. Grants that compensate the Group for the cost of an asset are deducted from the carrying amount of the asset and consequently are effectively recognised in profit or loss over the useful life of the asset by way of reduced depreciation expense.

NOTES TO THE FINANCIAL STATEMENTS

(Expressed in Renminbi Yuan unless otherwise indicated)

1 Significant accounting policies (continued)

(w) Borrowing costs

Borrowing costs that are directly attributable to the acquisition, construction or production of an asset which necessarily takes a substantial period of time to get ready for its intended use or sale are capitalised as part of the cost of that asset. Where the funds used to finance a project form part of general borrowings, the amount capitalised is calculated using a weighted average of rates applicable to relevant general borrowings of the Group during the period. Other borrowing costs are expensed in the period in which they are incurred.

The capitalisation of borrowing costs as part of the cost of a qualifying asset commences when expenditure for the asset is being incurred, borrowing costs are being incurred and activities that are necessary to prepare the asset for its intended use or sale are in progress. Capitalisation of borrowing costs is suspended or ceases when substantially all the activities necessary to prepare the qualifying asset for its intended use or sale are interrupted or complete.

(x) Translation of foreign currencies

Foreign currency transactions during the year are translated at the foreign exchange rates ruling at the transaction dates. Monetary assets and liabilities denominated in foreign currencies are translated at the foreign exchange rates ruling at the end of the reporting period. Exchange gains and losses are recognised in profit or loss.

Non-monetary assets and liabilities that are measured in terms of historical cost in a foreign currency are translated using the foreign exchange rates ruling at the transaction dates. Non-monetary assets and liabilities denominated in foreign currencies that are stated at fair value are translated using the foreign exchange rates ruling at the dates the fair value was measured.

The results of foreign operations are translated into Renminbi at the exchange rate approximating the foreign exchange rates ruling at the dates of the transactions. Statement of financial position items are translated into Renminbi at the closing foreign exchange rates at the end of the reporting period. The resulting exchange differences are recognised directly in other comprehensive income and accumulated separately in equity in the exchange reserve.

On disposal of a foreign operation, the cumulative amount of the exchange differences relating to that foreign operation is reclassified from equity to profit or loss when the profit or loss on disposal is recognised.

(y) Non-current assets held for sale

A non-current asset is classified as held for sale if it is highly probable that its carrying amount will be recovered through a sale transaction rather than through continuing use and the asset is available for sale in its present condition.

NOTES TO THE FINANCIAL STATEMENTS

(Expressed in Renminbi Yuan unless otherwise indicated)

1 Significant accounting policies (continued)

(y) Non-current assets held for sale (continued)

Immediately before classification as held for sale, the measurement of the non-current assets is brought up-to-date in accordance with the accounting policies before the classification. Then, on initial classification as held for sale and until disposal, the non-current assets (except for certain assets as explained below), are recognised at the lower of their carrying amount and fair value less costs to sell. The principal exceptions to this measurement policy so far as the financial statements of the Group and the Company are concerned are deferred tax assets and financial assets (other than investments in subsidiaries, associates and joint ventures). These assets, even if held for sale, would continue to be measured in accordance with the policies set out elsewhere in note 1.

Impairment losses on initial classification as held for sale, and on subsequent remeasurement while held for sale, are recognised in profit or loss. As long as a non-current asset is classified as held for sale, the non-current asset is not depreciated or amortised.

(z) Related parties

- (a) A person, or a close member of that person's family, is related to the Group if that person:
- (i) has control or joint control over the Group;
 - (ii) has significant influence over the Group; or
 - (iii) is a member of the key management personnel of the Group or the Group's parent.
- (b) An entity is related to the Group if any of the following conditions applies:
- (i) The entity and the Group are members of the same group (which means that each parent, subsidiary and fellow subsidiary is related to the others).
 - (ii) One entity is an associate or joint venture of the other entity (or an associate or joint venture of a member of a group of which the other entity is a member).
 - (iii) Both entities are joint ventures of the same third party.
 - (iv) One entity is a joint venture of a third entity and the other entity is an associate of the third entity.
 - (v) The entity is a post-employment benefit plan for the benefit of employees of either the Group or an entity related to the Group.

NOTES TO THE FINANCIAL STATEMENTS

(Expressed in Renminbi Yuan unless otherwise indicated)

1 Significant accounting policies (continued)

(z) Related parties (continued)

(b) An entity is related to the Group if any of the following conditions applies: (continued)

(vi) The entity is controlled or jointly controlled by a person identified in (a).

(vii) A person identified in (a)(i) has significant influence over the entity or is a member of the key management personnel of the entity (or of a parent of the entity).

Close members of the family of a person are those family members who may be expected to influence, or be influenced by, that person in their dealings with the entity.

(aa) Segment reporting

Operating segments, and the amounts of each segment item reported in the financial statements, are identified from the financial information provided regularly to the Group's most senior executive management for the purposes of allocating resources to, and assessing the performance of, the Group's various lines of business and geographical locations.

Individually material operating segments are not aggregated for financial reporting purposes unless the segments have similar economic characteristics and are similar in respect of the nature of products and services, the nature of production processes, the type or class of customers, the methods used to distribute the products or provide the services, and the nature of the regulatory environment. Operating segments which are not individually material may be aggregated if they share a majority of these criteria.

2 Changes in accounting policies

The HKICPA has issued several amendments to HKFRSs that are first effective for the current accounting period of the Group and the Company. Of these, the following development is relevant to the Group's financial statements:

- Amendments to HKAS 1, *Presentation of financial statements-Presentation of items of other comprehensive income*
- HKFRS 10, *Consolidated financial statements*
- HKFRS 12, *Disclosure of interests in other entities*
- HKFRS 13, *Fair value measurement*
- Amendments to HKFRS 7 – *Disclosures – Offsetting financial assets and financial liabilities*

The Group has not applied any new standard or interpretation that is not yet effective for the current accounting period. Impacts of the adoption of other new or amended HKFRSs are discussed below:

NOTES TO THE FINANCIAL STATEMENTS

(Expressed in Renminbi Yuan unless otherwise indicated)

2 Changes in accounting policies (continued)

Amendments to HKAS 1, Presentation of financial statements – Presentation of items of other comprehensive income

The amendments require entities to present separately the items of other comprehensive income that would be reclassified to profit or loss in the future if certain conditions are met from those that would never be reclassified to profit or loss. The presentation of other comprehensive income in the consolidated statement of profit or loss and other comprehensive income in these financial statements has been modified accordingly. In addition, the Group has chosen to use the new titles “statement of profit or loss” and “statement of profit or loss and other comprehensive income” as introduced by the amendments in these financial statements.

HKFRS 10, Consolidated financial statements

HKFRS 10 replaces the requirements in HKAS 27, *Consolidated and separate financial statements* relating to the preparation of consolidated financial statements and HK-SIC 12 *Consolidation – Special purpose entities*. It introduces a single control model to determine whether an investee should be consolidated, by focusing on whether the entity has power over the investee, exposure or rights to variable returns from its involvement with the investee and the ability to use its power to affect the amount of those returns.

The application does not change any of the control conclusions reached by the Group in respect of its involvement with other entities as at 1 January 2013.

HKFRS 12, Disclosure of interests in other entities

HKFRS 12 brings together into a single standard all the disclosure requirements relevant to an entity's interests in subsidiaries, joint arrangements, associates and unconsolidated structured entities. The disclosures required in HKFRS 12 are generally more extensive than those previously required by the respective standards. To the extent that the requirements are applicable to the Group, the Group has provided those disclosures in note 20.

HKFRS 13, Fair value measurement

HKFRS 13 replaces existing guidance in individual HKFRSs with a single source of fair value measurement guidance. HKFRS 13 also contains extensive disclosure requirements about fair value measurements for both financial instruments and non-financial instruments. To the extent that the requirements are applicable to the Group, the Group has provided those disclosures in note 36. The adoption of HKFRS 13 does not have any material impact on the fair value measurements of the Group's assets and liabilities.

NOTES TO THE FINANCIAL STATEMENTS

(Expressed in Renminbi Yuan unless otherwise indicated)

2 Changes in accounting policies (continued)

Amendments to HKFRS 7 – Disclosures – Offsetting financial assets and financial liabilities

The amendments introduce new disclosures in respect of offsetting financial assets and financial liabilities. Those new disclosures are required for all recognised financial instruments that are set off in accordance with HKAS 32, *Financial instruments: Presentation* and those that are subject to an enforceable master netting arrangement or similar agreement that covers similar financial instruments and transactions, irrespective of whether the financial instruments are set off in accordance with HKAS 32.

The adoption of the amendments does not have an impact on these financial statements because the Group has not offset financial instruments, nor has it entered into master netting arrangement or similar agreement which is subject to the disclosures of HKFRS 7 during the periods presented.

3 Turnover

The principal activities of the Group are mining, processing, smelting and sales of gold and other metallic products in the PRC.

Turnover represents the sales value of goods sold to customers, net of sales tax and value added tax. The amount of each significant category of revenue recognised in turnover during the year is as follows:

	2013 RMB'000	2012 RMB'000
Sales of:		
– Gold	6,260,531	4,694,853
– Other metals	1,666,018	1,666,819
– Others	24,387	38,119
Less: Sales taxes and levies	(8,852)	(6,485)
	7,942,084	6,393,306

The Group's customer base is diversified and includes only one customer with whom transactions have exceeded 10% of the Group's revenues. In 2013, revenues from sales of gold products to this customer amounted to approximately RMB6,260,531,000 (2012: RMB4,694,853,000) arose in the Henan Province, the PRC. Details of concentrations of credit risk arising from this customer are set out in note 36(a).

Further details regarding the Group's principal activities are disclosed in note 37 to these financial statements.

NOTES TO THE FINANCIAL STATEMENTS

(Expressed in Renminbi Yuan unless otherwise indicated)

4 Other revenue

	2013 RMB'000	2012 RMB'000
Bank interest income	3,908	4,506
Delivery service income	–	3,139
Government grants	25,320	12,980
Scrap sales	7,052	2,957
Sundry income	1,060	1,297
	37,340	24,879

5 Other net loss

	2013 RMB'000	2012 RMB'000
Net realised and unrealised gain on financial instruments at fair value	2,041	5,940
Net loss on disposal of property, plant and equipment, and intangible assets	(4,934)	(35)
Net foreign exchange losses	(11,410)	(1,250)
Impairment of property, plant and equipment, intangible assets and goodwill	(56,971)	(4,349)
Others	(1,641)	(1,384)
	(72,915)	(1,078)

6 Staff costs

	2013 RMB'000	2012 RMB'000
Salaries, wages and bonuses	319,612	312,747
Staff welfare	19,570	18,704
Contributions to retirement benefit schemes	21,120	18,638
	360,302	350,089
Less: Staff costs capitalised into construction in progress	(28,567)	(31,090)
	331,735	318,999

NOTES TO THE FINANCIAL STATEMENTS

(Expressed in Renminbi Yuan unless otherwise indicated)

6 Staff costs (continued)

Pursuant to the relevant labour rules and regulations in the PRC, the Group participates in defined contribution retirement benefit schemes (the “Schemes”) organised by the relevant local government authorities whereby the Group is required to make contributions to the Schemes at the rate of 20% (2012: 20%) of the eligible employees’ salaries. The local government authorities are responsible for the entire pension obligations payable to retired employees in the PRC.

The Group also participates in a Mandatory Provident Fund Scheme (the “MPF scheme”) under the Hong Kong Mandatory Provident Fund Scheme Ordinance for employees employed under the jurisdiction of the Hong Kong Employment Ordinance. The MPF scheme is a defined contribution retirement plan administered by independent trustees. Under the MPF scheme, the employer and its employees are each required to make contributions to the plan at 5% (2012: 5%) of the employees’ relevant income, subject to a cap of monthly relevant income of HK\$25,000 (2012: HK\$25,000). Contributions to the plan vest immediately.

The Group has no other material obligation for the payment of pension benefits associated with those schemes beyond the annual contributions described above.

7 (Loss)/profit before taxation

(Loss)/profit before taxation is arrived at after charging/(crediting):

	2013	2012
	RMB’000	RMB’000
(a) Finance costs:		
Interest expenses on bank advances wholly repayable within five years	199,406	195,758
Interest expenses on debentures	41,589	45,606
Other borrowing costs	2,303	3,735
	<hr/>	<hr/>
Total interest expenses on financial liabilities not at fair value through profit or loss	243,298	245,099
Less: interest expenses capitalised into construction in progress*	(4,281)	(3,818)
	<hr/>	<hr/>
	239,017	241,281

* The borrowing costs have been capitalised at a rate of 5.60%~6.30% per annum (2012: 5.70%~6.76%).

NOTES TO THE FINANCIAL STATEMENTS

(Expressed in Renminbi Yuan unless otherwise indicated)

7 (Loss)/profit before taxation (continued)

(Loss)/profit before taxation is arrived at after charging/(crediting): (continued)

	2013 RMB'000	2012 RMB'000
(b) Other items:		
Cost of inventories (<i>note 25(b)</i>)	8,072,762	5,589,812
Amortisation of lease prepayments (<i>note 19</i>)	5,411	4,584
Amortisation of intangible assets# (<i>note 17</i>)	7,097	14,406
Less: Amortisation capitalised into exploration and evaluation assets	(3,412)	–
	3,685	14,406
Depreciation# (<i>note 15</i>)	217,180	252,010
Less: Depreciation capitalised into construction in progress	(1,750)	(1,446)
	215,430	250,564
Provision of impairment losses on:		
– trade and other receivables (<i>note 26(c)</i>)	1,111	2,764
– purchase deposits	11,535	4,263
– property, plant and equipment (<i>note 15</i>)	22,584	–
– intangible assets (<i>note 17</i>)	329	4,349
– goodwill (<i>note 18</i>)	34,058	–
Operating lease charges in respect of properties	3,740	3,130
Auditors' remuneration	4,766	4,626
Research and development expenses	26,862	34,828
Pollution discharge fee (<i>note 35(c)</i>)	1,919	5,835
Environmental rehabilitation fee (<i>note 35(c)</i>)	16,523	16,075

Cost of inventories includes RMB356,400,000 (2012: RMB424,580,000) relating to staff costs, depreciation and amortisation expenses, which amount is also included in the respective total amounts disclosed separately in note 6 and above for each of these types of expenses.

NOTES TO THE FINANCIAL STATEMENTS

(Expressed in Renminbi Yuan unless otherwise indicated)

8 Income tax in the consolidated statement of profit or loss

(a) Taxation in the consolidated income statement of profit or loss represents:

	2013 RMB'000	2012 RMB'000
Current tax – PRC income tax		
Provision for the year	19,628	94,080
Under-provision in respect of prior years	1,583	999
	21,211	95,079
Deferred tax		
Origination and reversal of temporary differences	(171,877)	(33,975)
Reversal of deferred tax assets recognised in previous years	12,188	–
Effect on deferred tax balance resulting from a change in tax rate	–	(1,297)
	(159,689)	(35,272)
	(138,478)	59,807

(b) Reconciliation between tax expense and accounting (loss)/profit at applicable tax rates:

	Note	2013 RMB'000	2012 RMB'000
(Loss)/profit before taxation		(846,761)	224,697
Notional tax on profit before taxation, calculated at the rates applicable to the jurisdictions concerned		(188,032)	54,761
Effect of tax concessions	<i>i</i>	(885)	(2,267)
Additional deduction for qualified research and development expenses	<i>i</i>	(2,811)	(3,447)
Effect of non-deductible expenses		17,426	3,473
Tax losses not recognised		23,396	8,169
Reversal of deferred tax assets recognised in previous years		12,188	–
Under-provision in respect of prior years		1,583	999
Effect of a change in tax rate	<i>8(a)/iii</i>	–	(1,297)
Others		(1,343)	(584)
Actual tax expense		(138,478)	59,807

NOTES TO THE FINANCIAL STATEMENTS

(Expressed in Renminbi Yuan unless otherwise indicated)

8 Income tax in the consolidated statement of profit or loss (continued)

(b) Reconciliation between tax expense and accounting profit at applicable tax rates: (continued)

Notes:

- (i) Under the Corporate Income Tax Law of the PRC (the "CIT Law"), which was passed by the Fifth Plenary Session of the Tenth National People's Congress, effective from 1 January 2008, the Company and its PRC subsidiaries are subject to income tax at the statutory rate of 25%, unless otherwise specified.

One of the subsidiaries, Lingbao Wason Copper-Foil Company Limited ("Wason Copper-Foil") was accredited as a "High and New Technology Enterprise" ("HNTE") in 2009 and was entitled to a preferential income tax rate of 15% for a period of three years from 2009 to 2011. Wason Copper-Foil renewed its HNTE qualification in 2012, and therefore is entitled to the preferential tax rate of 15% for another three years from 2012 to 2014.

Under the CIT Law and its relevant regulation, qualified research and development expenses are subject to income tax deduction at 150% on the amount actually incurred.

- (ii) Hong Kong profits tax rate for 2013 is 16.5% (2012: 16.5%). No provision for Hong Kong profits tax is made as the subsidiary located in Hong Kong did not earn any income which is subject to Hong Kong profits tax.

- (iii) Kyrgyzstan corporate income tax rate ("KR CIT") in 2013 is 0% (2012: 10%).

On 9 August 2012, the Parliament of Kyrgyz Republic passed the law on amendments and additions to the Tax Code of the Kyrgyz Republic ("Amended Tax Code") which became effective from 1 January 2013. In accordance with the Amended Tax Code, starting from 1 January 2013 the KR CIT rate for gold mining companies is set at 0% and a revenue-based tax is introduced.

- (iv) Laos profits tax rate for 2013 is 24% (2012: 28%).

No provision for Laos profits tax is made as the subsidiary located in Laos did not earn any income which is subject to Laos profits tax.

NOTES TO THE FINANCIAL STATEMENTS

(Expressed in Renminbi Yuan unless otherwise indicated)

9 Directors' and supervisors' remuneration

Directors' and supervisors' remuneration comprises payments to directors and supervisors by the Company and its subsidiaries. The remuneration of each of the directors and supervisors of the Company is as follows:

Year ended 31 December 2013

	Fees RMB'000	Basic salaries, allowances and other benefits RMB'000	Contributions to retirement schemes benefit RMB'000	Bonus RMB'000	Total RMB'000
Executive directors					
Mr Xu Gaoming (resigned in February 2013)	-	83	3	-	86
Mr Jin Guangcai	-	492	22	-	514
Mr Liu Pengfei	-	329	15	-	344
Mr Zhang Guo	-	329	15	-	344
Mr He Chengqun	-	329	15	-	344
Non-executive director					
Mr Wang Yumin	-	-	-	-	-
Mr Yang Liening	-	-	-	-	-
Independent non-executive directors					
Mr Yan Wanpeng	-	-	-	-	-
Ms Du Liping	100	-	-	-	100
Mr Xu Qiangsheng	100	-	-	-	100
Mr Han Qinchun	120	-	-	-	120
Supervisors					
Mr Liu Shengmin	-	270	15	59	344
Mr Di Qinghua	-	-	-	-	-
Mr Yao Shun	-	-	-	-	-
Mr Zhu Zhisheng	-	-	-	-	-
Mr Jiao Xiaoxiao	-	56	9	24	89
Total	320	1,888	94	83	2,385

NOTES TO THE FINANCIAL STATEMENTS

(Expressed in Renminbi Yuan unless otherwise indicated)

9 Directors' and supervisors' remuneration (continued)

Year ended 31 December 2012

	Fees RMB'000	Basic salaries, allowances and other benefits RMB'000	Contributions to retirement benefit schemes RMB'000	Bonus RMB'000	Total RMB'000
Executive directors					
Mr Xu Gaoming (resigned in February 2013)	–	600	19	214	833
Mr Jin Guangcai	–	540	19	193	752
Mr Liu Pengfei	–	378	13	135	526
Mr Zhang Guo	–	378	13	135	526
Mr He Chengqun	–	378	13	135	526
Non-executive director					
Mr Wang Yumin	–	–	–	–	–
Mr Yang Liening (appointed in March 2012)	–	–	–	–	–
Independent non-executive directors					
Mr Yan Wanpeng	–	–	–	–	–
Mr Wang Han (resigned in March 2012)	54	–	–	–	54
Ms Du Liping	100	–	–	–	100
Mr Niu Zhongjie (resigned in March 2012)	20	–	–	–	20
Mr Xu Qiangsheng (appointed in March 2012)	83	–	–	–	83
Mr Han Qinchun (appointed in March 2012)	100	–	–	–	100

NOTES TO THE FINANCIAL STATEMENTS

(Expressed in Renminbi Yuan unless otherwise indicated)

9 Directors' and supervisors' remuneration (continued)

Year ended 31 December 2012 (continued)

	Fees RMB'000	Basic salaries, allowances and other benefits RMB'000	Contributions to retirement benefit schemes RMB'000	Bonus RMB'000	Total RMB'000
Supervisors					
Mr Liu Shengmin	–	270	13	96	379
Mr Meng Fanrui (resigned in March 2012)	–	–	–	–	–
Mr Guo Xuchang (resigned in March 2012)	–	–	–	–	–
Mr Guo Xurang (resigned in March 2012)	–	–	–	–	–
Mr Hang Zhanping (resigned in March 2012)	–	–	–	–	–
Mr Yang Bo (resigned in March 2012)	–	–	–	–	–
Mr Di Qinghua (appointed in March 2012)	–	–	–	–	–
Mr Yao Shun (appointed in March 2012)	–	–	–	–	–
Mr Zhu Zhisheng (appointed in March 2012)	–	–	–	–	–
Mr Jiao Xiaoxiao	–	44	8	36	88
Total	357	2,588	98	944	3,987

NOTES TO THE FINANCIAL STATEMENTS

(Expressed in Renminbi Yuan unless otherwise indicated)

10 Individuals with highest emoluments

Of the five individuals with the highest emoluments, four (2012: four) are directors and supervisors of the Company whose emoluments are disclosed in note 9. The aggregate of the emoluments in respect of the other individual (2012: one) are as follows:

	2013 RMB'000	2012 RMB'000
Salaries and wages	960	960
Contributions to retirement benefit scheme	24	22
Bonus	–	80
	984	1,062

11 (Loss)/profit attributable to equity shareholders of the Company

The consolidated (loss)/profit attributable to equity shareholders of the Company includes a loss of RMB621,158,000 (2012: profit of RMB61,554,000) which has been dealt with in the financial statement of the Company (note 34(a)).

12 Dividends

(a) Dividends payable to equity shareholders of the Company attributable to the year

	2013 RMB'000	2012 RMB'000
Final dividend proposed after the end of the reporting period of RMB Nil (2012: RMB0.07) per ordinary share	–	53,917

The final dividend proposed after the end of the reporting period had not been recognised as a liability at the end of the reporting period.

NOTES TO THE FINANCIAL STATEMENTS

(Expressed in Renminbi Yuan unless otherwise indicated)

12 Dividends (continued)

- (b) Dividends payable to equity shareholders of the Company attributable to the previous financial year, approved during the year

	2013 RMB'000	2012 RMB'000
Final dividend in respect of the previous financial year, approved during the year, of RMB0.07 (2012: RMB0.10) per ordinary share	53,917	77,025

13 Other comprehensive income

The component of other comprehensive income does not have any significant tax effect for each of the year ended 31 December 2013 and 2012.

14 (Loss)/earnings per share

- (a) Basic (loss)/earnings per share

The calculation of basic (loss)/earnings per share is based on the loss attributable to equity shareholders of the Company of RMB673,365,000 (2012: profit of RMB165,335,000) and 770,249,091 (2012: 770,249,091) ordinary shares in issue during the year.

- (b) Diluted (loss)/earnings per share

The diluted (loss)/earnings per share for the current and the prior year is the same as the basic (loss)/earnings per share as there are no dilutive ordinary shares during the years.

NOTES TO THE FINANCIAL STATEMENTS

(Expressed in Renminbi Yuan unless otherwise indicated)

15 Property, plant and equipment

The Group

	Buildings RMB'000	Mining shafts RMB'000	Machinery RMB'000	Transportation equipment RMB'000	Office and electronic equipment RMB'000	Total RMB'000
Cost:						
At 1 January 2012	688,706	728,492	1,205,130	66,650	45,275	2,734,253
Exchange adjustments	(283)	40	(488)	99	(10)	(642)
Additions	3,803	761	31,898	2,676	5,305	44,443
Transfer from construction in progress (note 16)	174,642	61,909	38,173	–	5,342	280,066
Disposals	(1,331)	(265)	(3,104)	(2,764)	–	(7,464)
At 31 December 2012	865,537	790,937	1,271,609	66,661	55,912	3,050,656
Accumulated depreciation:						
At 1 January 2012	108,586	267,084	345,033	35,410	23,996	780,109
Exchange adjustments	(510)	(231)	158	148	(37)	(472)
Charge for the year	47,323	78,641	107,796	8,922	9,328	252,010
Written back on disposals	(1,308)	(49)	(2,063)	(2,040)	–	(5,460)
At 31 December 2012	154,091	345,445	450,924	42,440	33,287	1,026,187
Net book value:						
At 31 December 2012	711,446	445,492	820,685	24,221	22,625	2,024,469

NOTES TO THE FINANCIAL STATEMENTS

(Expressed in Renminbi Yuan unless otherwise indicated)

15 Property, plant and equipment (continued)

The Group (continued)

	Buildings	Mining shafts	Machinery	Transportation equipment	Office and electronic equipment	Total
	RMB'000	RMB'000	RMB'000	RMB'000	RMB'000	RMB'000
Cost:						
At 1 January 2013	865,537	790,937	1,271,609	66,661	55,912	3,050,656
Exchange adjustments	(6,035)	(5,589)	(2,581)	(842)	(17)	(15,064)
Additions	22,508	811	38,861	4,385	6,492	73,057
Transfer from construction in progress (note 16)	145,525	81,782	20,325	118	5,227	252,977
Disposals	(2,864)	(690)	(8,888)	(3,592)	(108)	(16,142)
At 31 December 2013	1,024,671	867,251	1,319,326	66,730	67,506	3,345,484
Accumulated depreciation:						
At 1 January 2013	154,091	345,445	450,924	42,440	33,287	1,026,187
Exchange adjustments	(880)	(541)	(657)	(385)	(2)	(2,465)
Charge for the year	47,791	42,922	107,936	8,727	9,804	217,180
Impairment loss (note (a))	3,275	17,604	1,705	-	-	22,584
Written back on disposals	(537)	(108)	(7,745)	(3,118)	(104)	(11,612)
At 31 December 2013	203,740	405,322	552,163	47,664	42,985	1,251,874
Net book value:						
At 31 December 2013	820,931	461,929	767,163	19,066	24,521	2,093,610

Note:

- (a) For the year ended 31 December 2013, the Group made an impairment provision for property, plant and equipment amounting to RMB22,584,000 (2012: Nil).

As the market price of gold, the major product of the Group, has been in general decreasing during 2013, there was an impairment indicator for property, plant and equipment of the mining subsidiaries of the Group. The recoverable amount of the property, plant and equipment is determined based on value-in-use calculations. These calculations use cash flow projections based on financial budgets approved by management covering a five-year period. Cash flows beyond the five-year period are extrapolated using several key assumptions, including the expected gross margin, weighted average growth rates, useful life of the assets and pre-tax discount rate. The forecasted gross margin is based on past business performance and market participants' expectations for market development. The weighted average growth rates used are consistent with the forecasts included in industry reports. The discount rates used are pre-tax of 12% to 14% and reflects specific risks relating to the mining segment. Based on this impairment assessment, the Group concluded that property, plant and equipment owned by a subsidiary of the Group was impaired by RMB22,584,000 for the year ended 31 December 2013.

NOTES TO THE FINANCIAL STATEMENTS

(Expressed in Renminbi Yuan unless otherwise indicated)

15 Property, plant and equipment (continued)

The Company

	Buildings RMB'000	Mining shafts RMB'000	Machinery RMB'000	Transportation equipment RMB'000	Office and electronic equipment RMB'000	Total RMB'000
Cost:						
At 1 January 2012	220,824	297,553	398,019	30,317	10,818	957,531
Additions	1,503	–	16,672	1,662	1,334	21,171
Transfer from construction in progress (note 16)	147,523	16,869	7,122	–	3,018	174,532
Disposals	(1,000)	–	(2,076)	(2,607)	–	(5,683)
At 31 December 2012	368,850	314,422	419,737	29,372	15,170	1,147,551
Accumulated depreciation:						
At 1 January 2012	45,790	117,282	192,185	17,117	9,187	381,561
Charge for the year	13,363	25,332	39,699	2,834	1,895	83,123
Written back on disposals	(1,000)	–	(1,447)	(1,998)	–	(4,445)
At 31 December 2012	58,153	142,614	230,437	17,953	11,082	460,239
Net book value:						
At 31 December 2012	310,697	171,808	189,300	11,419	4,088	687,312

NOTES TO THE FINANCIAL STATEMENTS

(Expressed in Renminbi Yuan unless otherwise indicated)

15 Property, plant and equipment (continued)

The Company (continued)

	Buildings RMB'000	Mining shafts RMB'000	Machinery RMB'000	Transportation equipment RMB'000	Office and electronic equipment RMB'000	Total RMB'000
Cost:						
At 1 January 2013	368,850	314,422	419,737	29,372	15,170	1,147,551
Additions	6,171	-	9,256	1,813	3,083	20,323
Transfer from construction in progress (note 16)	70,994	25,687	9,482	-	-	106,163
Disposals	(2,864)	(9)	(7,638)	(3,273)	(108)	(13,892)
At 31 December 2013	443,151	340,100	430,837	27,912	18,145	1,260,145
Accumulated depreciation:						
At 1 January 2013	58,153	142,614	230,437	17,953	11,082	460,239
Charge for the year	14,706	22,112	39,638	2,687	1,573	80,716
Written back on disposals	(537)	(9)	(6,655)	(3,031)	(104)	(10,336)
At 31 December 2013	72,322	164,717	263,420	17,609	12,551	530,619
Net book value:						
At 31 December 2013	370,829	175,383	167,417	10,303	5,594	729,526

16 Construction in progress

	The Group		The Company	
	2013	2012	2013	2012
	RMB'000	RMB'000	RMB'000	RMB'000
Cost:				
At 1 January	369,741	331,830	139,591	179,525
Exchange adjustments	(1,009)	(433)	-	-
Additions	236,618	318,410	63,380	134,598
Transfer to property, plant and equipment (note 15)	(252,977)	(280,066)	(106,163)	(174,532)
At 31 December	352,373	369,741	96,808	139,591

NOTES TO THE FINANCIAL STATEMENTS

(Expressed in Renminbi Yuan unless otherwise indicated)

17 Intangible assets

The Group

	Shanghai Gold Exchange trading rights	Exploration and evaluation assets <i>(note (a))</i>	Mining development assets <i>(note (b))</i>	Mining rights <i>(note (b))</i>	Exploration rights <i>(note (c))</i>	Total
	RMB'000	RMB'000	RMB'000	RMB'000	RMB'000	RMB'000
Cost:						
At 1 January 2012	820	479,757	87,611	268,891	219,459	1,056,538
Exchange adjustments	-	(317)	(723)	(183)	-	(1,223)
Additions	-	37,536	-	1,246	-	38,782
Disposal	-	-	-	-	(3,365)	(3,365)
At 31 December 2012	820	516,976	86,888	269,954	216,094	1,090,732
Accumulated amortisation:						
At 1 January 2012	-	11,434	11,229	137,765	219,459	379,887
Charge for the year	-	-	359	14,047	-	14,406
Exchange adjustments	-	-	-	(10)	-	(10)
Impairment loss <i>(note (a))</i>	-	4,349	-	-	-	4,349
Disposal	-	-	-	-	(3,365)	(3,365)
At 31 December 2012	-	15,783	11,588	151,802	216,094	395,267
Net book value:						
At 31 December 2012	820	501,193	75,300	118,152	-	695,465
Cost:						
At 1 January 2013	820	516,976	86,888	269,954	216,094	1,090,732
Exchange adjustments	-	(1,346)	(2,295)	(3,478)	-	(7,119)
Additions	-	42,435	-	-	5,687	48,122
At 31 December 2013	820	558,065	84,593	266,476	221,781	1,131,735
Accumulated amortisation:						
At 1 January 2013	-	15,783	11,588	151,802	216,094	395,267
Charge for the year	-	-	55	3,630	3,412	7,097
Exchange adjustments	-	-	(6)	(283)	-	(289)
Impairment loss <i>(note (a))</i>	-	329	-	-	-	329
At 31 December 2013	-	16,112	11,637	155,149	219,506	402,404
Net book value:						
At 31 December 2013	820	541,953	72,956	111,327	2,275	729,331

NOTES TO THE FINANCIAL STATEMENTS

(Expressed in Renminbi Yuan unless otherwise indicated)

17 Intangible assets (continued)

The Company

	Shanghai Gold Exchange trading rights RMB'000	Exploration and evaluation assets (note (a)) RMB'000	Mining rights (note (b)) RMB'000	Exploration rights (note (c)) RMB'000	Total RMB'000
Cost:					
At 1 January 2012	820	9,207	50,139	4,077	64,243
Additions	-	9,922	-	-	9,922
At 31 December 2012	820	19,129	50,139	4,077	74,165
Accumulated amortisation:					
At 1 January 2012	-	4,922	38,785	4,077	47,784
Charge for the year	-	-	1,592	-	1,592
At 31 December 2012	-	4,922	40,377	4,077	49,376
Net book value:					
At 31 December 2012	820	14,207	9,762	-	24,789
Cost:					
At 1 January 2013	820	19,129	50,139	4,077	74,165
Additions	-	10,500	-	-	10,500
At 31 December 2013	820	29,629	50,139	4,077	84,665
Accumulated amortisation:					
At 1 January 2013	-	4,922	40,377	4,077	49,376
Charge for the year	-	-	1,253	-	1,253
At 31 December 2013	-	4,922	41,630	4,077	50,629
Net book value:					
At 31 December 2013	820	24,707	8,509	-	34,036

NOTES TO THE FINANCIAL STATEMENTS

(Expressed in Renminbi Yuan unless otherwise indicated)

17 Intangible assets (continued)

Notes:

- (a) Included in the Group's and the Company's exploration and evaluation assets are assets related to mines, which are under the exploration and evaluation stage as at 31 December 2013, with a carrying value of RMB541,953,000 (2012: RMB501,193,000) and RMB24,707,000 (2012: RMB14,207,000) respectively. These assets are not subject to amortisation until they are placed in use.

During the year ended 31 December 2013, certain exploration and evaluation assets of the Group with a carrying value of RMB329,000 (2012: RMB4,349,000) were written down as the related exploration projects have been suspended.

- (b) The Group's mining rights are as follows:

Mine	Location	Expiry date
Lingjin One Mine	Lingbao, Henan	December 2021
Lingjin Two Mine	Lingbao, Henan	October 2014
Hongxin Gold Mine	Lingbao, Henan	May 2019
Hongtulin Gold Mine	Lingbao, Henan	March 2016
Duolanasayi Gold Mine	Habahe, Xinjiang	July 2018
Tuokuzibayi Gold Mine	Habahe, Xinjiang	August 2017
Chifeng Jinchan Mining Company Limited Gold Mine	Chifeng Inner Mongolia	January 2015
Shangshanghe Gold Mine (note i)	Nanyang, Henan	October 2012
Laowan Gold Mine	Nanyang, Henan	January 2016
Beiyangzhuang Polymetallic Mine (note i)	Nanyang, Henan	August 2010
Pengjialaozhuang Gold Mine	Nanyang, Henan	August 2021
Laowan Eastern Gold Mine	Nanyang, Henan	December 2016
Istanbul Gold Mine	KR	February 2017
Istanbul Gold Eastern Mine	KR	December 2022
Terek Gold Mine	KR	December 2022

Notes:

- (i) As at 31 December 2013, the Group was in the process of applying for extension of these mining rights with an aggregate carrying value of approximately RMB7,502,000. The directors are of the opinion that the Group is entitled to lawfully and validly occupy or use the above mentioned intangible assets.
- (ii) The amortisation charge for the year is included in "cost of sales" in the consolidated statement of profit or loss of the Group.
- (c) The exploration rights are amortised to exploration and evaluation assets on a straight-line basis over the estimated useful lives of one to three years.

NOTES TO THE FINANCIAL STATEMENTS

(Expressed in Renminbi Yuan unless otherwise indicated)

18 Goodwill

	The Group RMB'000
Cost:	
At 1 January 2012, 31 December 2012 and 31 December 2013	41,404
Accumulated impairment losses:	
At 1 January 2012, 31 December 2012 and 1 January 2013	–
Impairment losses	34,058
At 31 December 2013	34,058
Carrying amount:	
At 31 December 2013	7,346
At 31 December 2012	41,404

Impairment tests for cash-generating units containing goodwill

Goodwill is allocated to the Group's cash-generating units (CGU) identified according to business segment as follows:

	2013 RMB'000	2012 RMB'000
Mining	7,346	41,404

The recoverable amount of the CGU is determined based on value-in-use calculations with certain key assumptions. Value-in-use calculations use cash flow projections based on financial budgets approved by management covering a five-year period, and pre-tax discount rates of 12% to 14%. Cash flows projections during the forecast period for the CGU are based on the expected growth rates and gross margins during the forecast period. Forecasted gross margin is based on the expected growth rate for the industry. Forecast gross margin has been determined based on past business performance and market participants' expectations for market development.

Management concluded that the goodwill relating to one mining entity of RMB34,058,000 was impaired and therefore it has been fully written-off during the year ended 31 December 2013.

NOTES TO THE FINANCIAL STATEMENTS

(Expressed in Renminbi Yuan unless otherwise indicated)

19 Lease prepayments

	The Group		The Company	
	2013 RMB'000	2012 RMB'000	2013 RMB'000	2012 RMB'000
Cost:				
At 1 January	195,334	163,731	99,439	82,696
Additions	9,450	31,603	–	16,743
At 31 December	204,784	195,334	99,439	99,439
Accumulated amortisation:				
At 1 January	(14,801)	(10,217)	(6,380)	(3,850)
Charge for the year	(5,411)	(4,584)	(2,995)	(2,530)
At 31 December	(20,212)	(14,801)	(9,375)	(6,380)
Carrying amount:				
At 1 January	180,533	153,514	93,059	78,846
At 31 December	184,572	180,533	90,064	93,059

	The Group		The Company	
	2013 RMB'000	2012 RMB'000	2013 RMB'000	2012 RMB'000
Lease prepayments	184,572	180,533	90,064	93,059
Less: Current portion of lease prepayments included in other receivables, deposits and prepayments	(5,583)	(5,458)	(3,143)	(3,143)
	178,989	175,075	86,921	89,916

The Group's and the Company's leasehold lands are located in the PRC. The Group and the Company were formally granted by the relevant PRC authorities certain rights to use the lands on which the Group's and the Company's factories and infrastructures are erected for a period of 50 years.

NOTES TO THE FINANCIAL STATEMENTS

(Expressed in Renminbi Yuan unless otherwise indicated)

20 Interests in subsidiaries

	The Company	
	2013	2012
	RMB'000	RMB'000
Non-current assets		
Unlisted shares, at cost	647,635	646,484
Current assets		
Amount due from subsidiaries	1,712,389	1,333,888
Less: Allowance for doubtful debts (note a)	(48,413)	–
	1,663,976	1,333,888
Current liabilities		
Amount due to subsidiaries	(90,645)	(97,565)

The amounts due from/to subsidiaries are unsecured, interest-free and have no fixed terms of repayment.

Note:

- (a) For the year ended 31 December 2013, the Group has made impairment provisions for goodwill and property, plant and equipment of certain mining subsidiaries (see notes 15 and 18). Accordingly, there was a risk of recoverability of the Company's receivables due from those subsidiaries. Based on the recoverable amounts, the Company made an impairment provision for amounts due from subsidiaries amounting to RMB48,413,000 in the Company's statement of financial position as at 31 December 2013.

Details of the subsidiaries at 31 December 2013 are as follows:

Name of company	Type of legal entity	Place of incorporation and operation	Percentage of equity attributable to the Company		Issued and fully paid-up/ registered capital '000	Principal activities
			Direct %	Indirect %		
Xinjiang Baoxin Mining Company Limited	Limited liability company	The PRC	80	20	RMB10,000	Sales of mineral products
Lingbao Hongxin Mining Limited Liability Company	Limited liability company	The PRC	80	–	RMB3,000	Exploration and processing of gold; sales of mineral products
Jiangxi Mingxin Mining Company Limited	Limited liability company	The PRC	80	–	RMB5,000	Production and sales of precious metal products

NOTES TO THE FINANCIAL STATEMENTS

(Expressed in Renminbi Yuan unless otherwise indicated)

20 Interests in subsidiaries (continued)

Name of company	Type of legal entity	Place of incorporation and operation	Percentage of equity attributable to the Company		Issued and fully paid-up/ registered capital '000	Principal activities
			Direct %	Indirect %		
Habahe Huatai Gold Limited Liability Company	Limited liability company	The PRC	83.3	16.7	RMB9,800	Mining, processing and smelting of gold, production of gold products, sales of gold bullion products, machinery, equipment and components for gold processing
Tongbai Xingyuan Mining Company Limited	Limited liability company	The PRC	100	–	RMB17,000	Geological exploration of mineral reserves
Chi Feng City Zheng Ji Mining Limited Company	Limited liability company	The PRC	80	–	RMB15,131	Processing of metallurgy products, sales of mineral products
Lingbao Gold International Company Limited	Limited liability company	Hong Kong	100	–	HKD50,000	Investment holding
Chifeng Jinchan Mining Company Limited	Limited liability company	The PRC	100	–	RMB20,000	Mining and exploration of mineral reserves
Chifeng Lingjin Mining Company Limited	Limited liability company	The PRC	80	–	RMB40,000	Mining and exploration of mineral reserves
Lingbao Yixin Mining Limited Liability Company (“Lingbao Yixin”)	Limited liability company	The PRC	80 (note i)	–	RMB3,670	Mining and exploration of mineral reserves
Full Gold Mining Limited Liability Company (“Full Gold”)	Limited liability company	Kyrgyz Republic	82 (note ii)	–	SOM33,300	Mining and exploration of mineral reserves
Palladex KR Limited Liability Company (“Palladex KR”)	Limited liability company	Kyrgyz Republic	70	–	SOM1	Mining and exploration of mineral reserves

NOTES TO THE FINANCIAL STATEMENTS

(Expressed in Renminbi Yuan unless otherwise indicated)

20 Interests in subsidiaries (continued)

Name of company	Type of legal entity	Place of incorporation and operation	Percentage of equity attributable to the Company		Issued and fully paid-up/ registered capital '000	Principal activities
			Direct %	Indirect %		
Beijing Phuyer Investment Company Limited (Laos) ("Beijing Phuyer")	Limited liability company	Laos	98.7 (note iii)	–	USD500	Mining and exploration of mineral reserves
Tianshui Hongwu Mining Development Company Limited ("Tianshui Hongwu")	Limited liability company	The PRC	74 (note iv)	–	RMB1,000	Mining and exploration of mineral reserves
Lanzhou Lingjin Mining Liability Company	Limited liability company	The PRC	–	100	RMB1,000	Mining and exploration of mineral reserves
Beijing Fushengda Investment Company Limited	Limited liability company	The PRC	100	–	RMB10,000	Investment holding
Lingbao Wason Copper-Foil Company Limited	Limited liability company	The PRC	100	–	RMB180,000	Processing of copper products
Ha Mi Jiachang Mining Investment and Development Company Limited	Limited liability company	The PRC	–	100	RMB20,000	Mining and exploration of mineral reserves
Lingbao Gold Yili Metallurgical Company Limited	Limited liability company	The PRC	100	–	RMB25,000	Processing and smelting of gold, further processing and sales of gold products
Habahe Huayuan Mining Company Limited	Limited liability company	The PRC	–	60	RMB5,000	Mining and exploration of mineral reserves
Lingbao Honhyu Electronics Company Limited	Limited liability company	The PRC	–	100	RMB30,000	Processing of copper products
Puyue Beijing Mining (Lao) Co., Limited ("Puyue Mining")	Limited liability company	Laos	100 (note v)	–	USD25/ USD1,000	Mining and exploration of mineral reserves

NOTES TO THE FINANCIAL STATEMENTS

(Expressed in Renminbi Yuan unless otherwise indicated)

20 Interests in subsidiaries (continued)

Notes:

- (i) Lingbao Yixin was acquired by the Group in June 2007. Pursuant to the sale and purchase agreement, the Group is entitled to an amount of initial profit which is equivalent to the Group's investment cost in Lingbao Yixin. Profit generated thereafter is shared between the Group and the non-controlling interests on a 55%: 45% basis.
- (ii) At 31 December 2013 and 2012, the ordinary shares of Full Gold were secured for a bank loan as disclosed in note 30.
- (iii) Beijing Phuyer was acquired by the Group in February 2009. Pursuant to the sale and purchase agreement, profit generated is shared between the Group and the non-controlling interests on a 87%: 13% basis.
- (iv) Tianshui Hongwu was acquired by the Group in November 2007. Pursuant to the sale and purchase agreement, the Group is entitled to an amount of initial profit which is equivalent to the Group's investment cost in Tianshui Hongwu. Profit generated thereafter is shared between the Group and the non-controlling interests on a 74%: 26% basis..
- (v) Puyue Mining was established by the Company on 28 May 2013 with a registered and paid-in capital of USD1,000,000 and USD25,000 respectively.

The following table lists out the information relating to Palladex KR and Full Gold, the subsidiaries of the Group which have material non-controlling interest (NCI). The summarised financial information presented below represents the amounts before any inter-company elimination.

Palladex KR

	2013	2012
	RMB'000	RMB'000
NCI percentage	30%	30%
Current assets	1,568	278
Non-current assets	119,795	118,877
Current liabilities	(47,811)	(43,248)
Net assets	73,552	75,907
Carrying amount of NCI	22,150	22,856
(Loss)/profit for the year	(2,803)	5,951
(Loss)/profit attributable to NCI	(841)	1,785
Total comprehensive income	(2,356)	6,207
Total comprehensive income attributable to NCI	(707)	1,862
Cash flows used in operating activities	(3,865)	(6,605)
Cash flows used in investing activities	(973)	(4,731)
Cash flows generated from financing activities	5,913	10,934

NOTES TO THE FINANCIAL STATEMENTS

(Expressed in Renminbi Yuan unless otherwise indicated)

20 Interests in subsidiaries (continued)

Full Gold

	2013	2012
	RMB'000	RMB'000
NCI percentage	18%	18%
Current assets	163,333	183,636
Non-current assets	580,280	580,109
Current liabilities	(643,614)	(572,610)
Non-current liabilities	(285,554)	(289,674)
Net liabilities	(185,555)	(98,538)
Carrying amount of NCI	(21,845)	(6,182)
Revenue	(972)	(140,206)
(Loss)/profit for the year	(91,365)	3,757
(Loss)/profit attributable to NCI	(16,446)	676
Total comprehensive income	(87,016)	3,899
Total comprehensive income attributable to NCI	(15,663)	702
Cash flows generated from operating activities	10,705	19,112
Cash flows used in investing activities	(50,322)	(36,148)
Cash flows generated from financing activities	29,780	18,559

21 Other investments

	The Group and the Company	
	2013	2012
	RMB'000	RMB'000
Unlisted investment, at cost	10,504	10,504

It represents the Group's and the Company's 5% equity interest in a PRC domiciled enterprise which is mainly engaged in geological exploration, mining, processing, sales of gold, as well as research, development, production and sale of artificial industrial diamonds. There is no quoted market price for such equity securities and a reasonable estimate of the fair value could not be made without incurring excessive costs.

NOTES TO THE FINANCIAL STATEMENTS

(Expressed in Renminbi Yuan unless otherwise indicated)

22 Investment deposit

	The Group and the Company	
	2013 RMB'000	2012 RMB'000
Investment deposit	80,000	80,000
Less: Impairment losses	(80,000)	(80,000)
	-	-

During the year ended 31 December 2007, an investment deposit of RMB80,000,000 was paid to an independent third party, Beijing Jiuyi Investment Company Limited ("Beijing Jiuyi"), for acquiring certain company with mining assets situated in Gansu Province, the PRC. The relevant agreements in connection with this acquisition expired on 31 October 2009 and the acquisition was not completed as at 31 December 2009. An impairment loss of RMB80,000,000 was made in the consolidated financial statements and financial statements for the year ended 31 December 2009.

As at 31 December 2013, the directors considered that the investment deposit of RMB80,000,000 would still not be recoverable.

23 Non-current prepayments

	The Group		The Company	
	2013 RMB'000	2012 RMB'000	2013 RMB'000	2012 RMB'000
Prepayments for purchase of property, plant and equipment and construction of mining shafts	15,459	14,104	11,820	7,732
Prepayments for acquisition of mining and exploration assets	820	11,736	-	-
Prepayments for acquisition of a land use right	-	7,563	-	-
	16,279	33,403	11,820	7,732
Less: Allowance for doubtful debts	(1,000)	(1,000)	(1,000)	(1,000)
	15,279	32,403	10,820	6,732

NOTES TO THE FINANCIAL STATEMENTS

(Expressed in Renminbi Yuan unless otherwise indicated)

24 Income tax in the statement of financial position

(a) Current taxation in the statement of financial position represents:

	The Group		The Company	
	2013 RMB'000	2012 RMB'000	2013 RMB'000	2012 RMB'000
At beginning of the year	19,922	17,655	10,695	8,032
Under-provision in respect of prior years (note 8(a))	1,583	999	–	–
Provision for PRC income tax (note 8(a))	19,628	94,080	–	42,452
PRC income tax paid	(49,656)	(92,812)	(10,695)	(39,789)
At end of the year	(8,523)	19,922	–	10,695
Representing:				
PRC income tax				
– Recoverable	(9,840)	(1,976)	–	–
– Payable	1,317	21,898	–	10,695
At end of the year	(8,523)	19,922	–	10,695

NOTES TO THE FINANCIAL STATEMENTS

(Expressed in Renminbi Yuan unless otherwise indicated)

24 Income tax in the statement of financial position (continued)

(b) Deferred tax assets and liabilities recognised:

(i) The Group

The components of deferred tax assets/(liabilities) recognised in the consolidated statement of financial position and the movements during the year are as follows:

	Depreciation of property, plant and equipment	Amortisation of intangible assets	Allowance for bad debt	Inventories	Other accruals and payables	Financial instruments	Tax losses	Total
	RMB'000	RMB'000	RMB'000	RMB'000	RMB'000	RMB'000	RMB'000	RMB'000
Deferred tax arising from:								
At 1 January 2012	20,518	(699)	35,031	13,093	25,258	-	15,160	108,361
Exchange adjustments	-	109	-	-	1	-	(5)	105
Credited/(charged) to profit or loss	18,755	6,674	1,546	9,259	14,286	(93)	(15,155)	35,272
At 31 December 2012	39,273	6,084	36,577	22,352	39,545	(93)	-	143,738
At 1 January 2013	39,273	6,084	36,577	22,352	39,545	(93)	-	143,738
Credited/(charged) to profit or loss	(9,287)	(1,913)	3,037	(6,669)	(1,492)	(66)	176,079	159,689
At 31 December 2013	29,986	4,171	39,614	15,683	38,053	(159)	176,079	303,427

NOTES TO THE FINANCIAL STATEMENTS

(Expressed in Renminbi Yuan unless otherwise indicated)

24 Income tax in the statement of financial position (continued)

(b) Deferred tax assets and liabilities recognised (continued):

(ii) The Company

	Depreciation of property, plant and equipment	Amortisation of intangible assets	Allowance for bad debt	Inventories	Other accruals and payables	Tax losses	Total
	RMB'000	RMB'000	RMB'000	RMB'000	RMB'000	RMB'000	RMB'000
At 1 January 2012	8,450	3,619	34,920	337	15,256	-	62,582
Credited/(charged) to profit or loss	3,538	(152)	1,229	2,947	10,715	-	18,277
At 31 December 2012	11,988	3,467	36,149	3,284	25,971	-	80,859
At 1 January 2013	11,988	3,467	36,149	3,284	25,971	-	80,859
Credited/(charged) to profit or loss	3,521	(3,467)	2,851	9,259	960	171,647	184,771
At 31 December 2013	15,509	-	39,000	12,543	26,931	171,647	265,630

(iii) Reconciliation to the statement of financial position

	The Group		The Company	
	2013	2012	2013	2012
	RMB'000	RMB'000	RMB'000	RMB'000
Net deferred tax asset recognised on the statement of financial position	303,586	143,831	265,630	80,859
Net deferred tax liability recognised on the statement of financial position	(159)	(93)	-	-
	303,427	143,738	265,630	80,859

NOTES TO THE FINANCIAL STATEMENTS

(Expressed in Renminbi Yuan unless otherwise indicated)

24 Income tax in the statement of financial position (continued)

(c) Deferred tax assets not recognised

Note: In accordance with the accounting policy set out in note 1(s), the Group has not recognised deferred tax assets in respect of unused tax losses of RMB100,954,000 (2012: RMB76,095,000) as it is not probable that future taxable profits against which the losses can be utilised will be available in the relevant tax jurisdiction and entity. Tax losses of RMB11,392,000, RMB11,613,000, RMB26,152,000, RMB22,396,000 and RMB29,401,000, if unused, will expire in 2014, 2015, 2016, 2017 and 2018, respectively.

25 Inventories

(a) Inventories in the statement of financial position comprise:

	The Group		The Company	
	2013	2012	2013	2012
	RMB'000	RMB'000	RMB'000	RMB'000
Raw materials	1,017,118	1,035,420	828,152	874,334
Work in progress	78,527	108,439	13,900	18,597
Finished goods	253,559	2,013,771	186,602	2,003,066
Spare parts and materials	100,766	109,931	20,098	23,456
	1,449,970	3,267,561	1,048,752	2,919,453

(b) The analysis of the amount of inventories recognised as an expense and included in profit and loss is as follows:

	The Group	
	2013	2012
	RMB'000	RMB'000
Carrying amount of inventories sold	8,020,806	5,578,054
Write down of inventories	51,956	11,758
	8,072,762	5,589,812

NOTES TO THE FINANCIAL STATEMENTS

(Expressed in Renminbi Yuan unless otherwise indicated)

26 Trade and other receivables, deposits and prepayments

Trade and other receivables, deposits and prepayments comprise:

	The Group		The Company	
	2013 RMB'000	2012 RMB'000	2013 RMB'000	2012 RMB'000
Trade receivables	452,640	432,214	30,768	42,232
Bills receivable	163,192	100,879	102,046	43,507
Less: Allowance for doubtful debts	(7,022)	(5,810)	(3,005)	(3,005)
	608,810	527,283	129,809	82,734
Other receivables, deposits and prepayments	274,532	236,669	115,493	111,999
Less: Allowance for doubtful debts	(1,947)	(2,279)	(1,880)	(2,009)
	272,585	234,390	113,613	109,990
Purchase deposits (note 26(d))	308,343	98,515	308,343	98,515
Less: Allowance for non-delivery	(39,316)	(27,781)	(39,316)	(27,781)
	269,027	70,734	269,027	70,734
Amount due from Beijing Jiuyi (note 26(e))	–	–	–	–
	1,150,422	832,407	512,449	263,458

All of the trade and other receivables, deposits and prepayments are expected to be recovered within one year.

NOTES TO THE FINANCIAL STATEMENTS

(Expressed in Renminbi Yuan unless otherwise indicated)

26 Trade and other receivables, deposits and prepayments (continued)

Transfers of financial assets

(i) *Transferred financial assets that are not derecognised in their entirety*

As at 31 December 2013, the Group endorsed certain bank acceptance bills with a carrying amount of RMB55,916,000 (2012: RMB nil) to suppliers for settling trade payables of the same amount on a full recourse basis. In the opinion of the directors, the Group has not transferred the substantial risks and rewards relating to these bank acceptance bills, and accordingly, it continued to recognise the full carrying amounts of these bills receivable and the associated trade payables settled.

(ii) *Transferred financial assets that are derecognised in their entirety*

As at 31 December 2013, the Group discounted certain bank acceptance bills to banks for cash proceeds and endorsed certain bank acceptance bills to suppliers for settling trade payables of the same amount on a full recourse basis. The Group has derecognised these bills receivable and the payables to suppliers in their entirety. These derecognised bank acceptance bills had a maturity date of less than six months from the end of the reporting period. In the opinion of the directors, the Group has transferred substantially all the risks and rewards of ownership of these bills and has discharged its obligation of the payables to its suppliers, and the Group has limited exposure in respect of the settlement obligation of these bills receivable under the relevant PRC rules and regulations should the issuing banks fail to settle the bills on maturity date. The Group considered the issuing banks of the bills are of good credit quality and the non-settlement of these bills by the issuing banks on maturity is not probable.

As at 31 December 2013, the Group's maximum exposure to loss and undiscounted cash outflow, which is same as the amount payable by the Group to banks or suppliers in respect of the discounted bills and endorsed bills, should the issuing banks fail to settle the bills on maturity date, amounted to RMB7,678,000 and RMB98,278,000 (2012: RMB55,385,000 and RMB159,444,000) respectively.

NOTES TO THE FINANCIAL STATEMENTS

(Expressed in Renminbi Yuan unless otherwise indicated)

26 Trade and other receivables, deposits and prepayments (continued)

(a) Ageing analysis

The ageing analysis of trade debtors and bills receivable (which are included in trade and other receivables), based on the invoice date and net of allowance for doubtful debts, is as follows.

	The Group		The Company	
	2013 RMB'000	2012 RMB'000	2013 RMB'000	2012 RMB'000
Within three months	317,303	334,672	78,373	45,296
Over three months but less than six months	254,721	182,599	51,286	37,438
Over six months but less than one year	27,395	9,000	150	–
Over one year but less than two years	9,391	1,012	–	–
At 31 December	608,810	527,283	129,809	82,734

For sales of gold, the Group requests customers to pay cash in full immediately upon the delivery. For sales of other metallic products, trade and bills receivables are due within 90 days to 180 days from the date of billing. Further details on the Group's credit policy are set out in note 36(a).

(b) Trade and bills receivables that are not impaired

The ageing analysis of trade and bills receivables that are neither individually nor collectively considered to be impaired are as follows:

	The Group		The Company	
	2013 RMB'000	2012 RMB'000	2013 RMB'000	2012 RMB'000
Neither past due nor impaired	576,933	526,271	129,659	82,734
Less than one year past due	31,877	1,012	150	–
	608,810	527,283	129,809	82,734

Receivables that were neither past due nor impaired relate to a wide range of customers for whom there was no recent history of default.

Receivables that were past due but not impaired relate to a number of independent customers for whom there is no recent history of default. Based on past experience, management believes that no impairment allowance is necessary in respect of these balances as there has not been a significant change in credit quality and the balances are still considered fully recoverable. The Group does not hold any collateral over these balances.

NOTES TO THE FINANCIAL STATEMENTS

(Expressed in Renminbi Yuan unless otherwise indicated)

26 Trade and other receivables, deposits and prepayments (continued)

(c) Impairment of trade and other receivables

Impairment losses in respect of trade and other receivables are recorded using an allowance account unless the Group is satisfied that recovery of the amount is remote, in which case the impairment loss is written off against trade and other receivables directly (see note 1(j)(i)).

The movement in the allowance for doubtful receivables during the year is as follows:

	The Group		The Company	
	2013 RMB'000	2012 RMB'000	2013 RMB'000	2012 RMB'000
At 1 January	8,089	5,325	5,014	4,361
Impairment loss recognised	1,111	2,764	(129)	653
Impairment loss written off	(231)	–	–	–
At 31 December	8,969	8,089	4,885	5,014

At 31 December 2013, the Group's and the Company's trade and other receivables of RMB8,969,000 (2012: RMB8,089,000) and RMB4,885,000 (2012: RMB5,014,000) respectively were individually determined to be impaired.

(d) Purchase deposits

Purchase deposits represent the amounts paid by the Group and the Company in advance to suppliers to secure timely and stable supply of mineral sand for the purposes of refining in future periods. The directors of the Company consider that appropriate procedures have been taken by the Group and the Company to assess the capabilities of the suppliers to supply mineral sand and expect that the purchase deposits would be gradually recovered through future purchases of mineral sand from the respective suppliers.

NOTES TO THE FINANCIAL STATEMENTS

(Expressed in Renminbi Yuan unless otherwise indicated)

26 Trade and other receivables, deposits and prepayments (continued)

(e) Amount due from Beijing Jiuyi

	The Group and the Company	
	2013 RMB'000	2012 RMB'000
Amount due from Beijing Jiuyi	30,800	30,800
Less: Impairment losses	(30,800)	(30,800)
	-	-

The balance due from Beijing Jiuyi was relating to a compensation payment for a proposed acquisition in previous years. The directors considered the balance of RMB30,800,000 would not be recoverable and accordingly, an impairment loss was provided.

27 Assets classified as held for sale

	The Group		The Company	
	2013 RMB'000	2012 RMB'000	2013 RMB'000	2012 RMB'000
Intangible assets	7,539	19,039	-	11,500
Construction in progress	-	1,084	-	-
	7,539	20,123	-	11,500

Items of assets classified as held for sale of the Group and the Company with an aggregate net book value of RMB12,584,000 and RMB11,500,000 were sold during the year ended 31 December 2013, resulting in a loss of RMB2,598,000 and RMB2,598,000 respectively.

For the remaining balance as at 31 December 2013, the Group entered into an agreement with a third party before 1 January 2012 to dispose of certain exploration and evaluation assets at a consideration of RMB10,200,000. Nevertheless, certain assets transfer procedures are still in process and such disposal is expected to be completed in 2014. As a result, such exploration and evaluation assets are presented as assets classified as held for sale at a carrying amount of RMB7,539,000 at 31 December 2013.

NOTES TO THE FINANCIAL STATEMENTS

(Expressed in Renminbi Yuan unless otherwise indicated)

28 Pledged deposits

Pledged deposits can be analysed as follows:

	The Group		The Company	
	2013	2012	2013	2012
	RMB'000	RMB'000	RMB'000	RMB'000
Guarantee deposits for issuance of letter of credit	19,765	14,390	19,764	14,390
Guarantee deposits for short-term borrowings	15,390	21,142	15,390	21,142
Guarantee deposits for issuance of commercial bills	10,000	–	–	–
Others	2,400	608	1,224	–
	47,555	36,140	36,378	35,532

29 Cash and cash equivalents

	The Group		The Company	
	2013	2012	2013	2012
	RMB'000	RMB'000	RMB'000	RMB'000
Cash at bank and in hand	367,202	267,935	233,125	194,214

30 Bank loans

At 31 December 2013, the bank loans were repayable as follows:

	The Group		The Company	
	2013	2012	2013	2012
	RMB'000	RMB'000	RMB'000	RMB'000
Within one year or on demand	1,721,954	2,779,345	1,307,037	2,504,060
Over one year but within two years	530,614	327,541	420,500	8,000
Over two years but within five years	837,503	339,138	636,000	182,000
Over five years	–	67,883	–	–
	1,368,117	734,562	1,056,500	190,000
	3,090,071	3,513,907	2,363,537	2,694,060

NOTES TO THE FINANCIAL STATEMENTS

(Expressed in Renminbi Yuan unless otherwise indicated)

30 Bank loans (Continued)

At 31 December 2013, the bank loans were secured as follows:

	The Group		The Company	
	2013 RMB'000	2012 RMB'000	2013 RMB'000	2012 RMB'000
Bank loans				
– secured	319,844	532,340	52,800	206,751
– unsecured	2,770,227	2,981,567	2,310,737	2,487,309
	3,090,071	3,513,907	2,363,537	2,694,060

At 31 December 2013, bank loans of the Group amounting to RMB267,044,000 (2012: RMB325,589,000) were secured by a mining right with the carrying amount of RMB100,085,000 (2012: RMB104,494,000) and the ordinary shares of Full Gold established in the KR as disclosed in note 20(iv).

At 31 December 2013, a bank loan of the Group amounting to RMB52,800,000 (2012: RMB206,751,000) was secured by inventories with the carrying amount of RMB47,558,000 (2012: RMB185,952,000) and a guarantee deposit of RMB5,390,000 (2012: RMB21,142,000).

31 Debentures

On 25 March 2011, the Company issued five-year Medium Term Notes of RMB400 million to corporate investors in the PRC inter-bank debenture market. The notes are unsecured and repayable on 25 March 2016, and bear a floating interest rate, which is based on the one-year deposit rate of the People's Bank of China plus a margin of 2.95% per annum.

On 17 June 2011, the Company issued five-year Medium Term Notes of RMB300 million to corporate investors in the PRC inter-bank debenture market. The notes are unsecured and repayable on 16 June 2016, and bear a floating interest rate, which is based on the one-year deposit rate of the People's Bank of China plus a margin of 2.85% per annum.

NOTES TO THE FINANCIAL STATEMENTS

(Expressed in Renminbi Yuan unless otherwise indicated)

32 Trade and other payables

Current trade and other payables:

	The Group		The Company	
	2013 RMB'000	2012 RMB'000	2013 RMB'000	2012 RMB'000
Bills payable	24,850	–	–	–
Trade payables	529,966	599,936	467,662	523,711
Other payables and accruals	404,667	358,287	204,854	207,859
Payable for mining rights	81,089	87,897	–	–
Deferred income (note (a))	80,900	100,774	41,520	57,910
Dividend payable	9,222	3,487	9,222	3,487
Payable to non-controlling interests (note (b))	35,240	36,310	–	–
	1,165,934	1,186,691	723,258	792,967
Non-current other payables				
Decommissioning costs	13,938	14,369	–	–
Deferred income (note (a))	50,043	21,248	39,954	14,407
	63,981	35,617	39,954	14,407

(a) Deferred income represents grants received from the government for the exploration of mines and construction of mining related assets. When certain conditions are met, the government grants are recognised as income over the periods necessarily to match them with the related costs of assets constructed which they are intended to compensate over the periods and in the proportion in which depreciation on those assets is charged.

(b) Payable to non-controlling interests is unsecured, interest free and repayable on demand.

The ageing analysis of trade payables (which are included in trade and other payables), based on the invoice date, is as follows:

	The Group		The Company	
	2013 RMB'000	2012 RMB'000	2013 RMB'000	2012 RMB'000
Within three months	487,442	558,814	436,471	504,452
Over three months but less than six months	18,930	21,491	17,930	7,144
Over six months but less than one year	12,183	11,227	7,813	5,921
Over one year but less than two years	6,826	6,460	2,792	4,361
Over two years	4,585	1,944	2,656	1,833
	529,966	599,936	467,662	523,711

NOTES TO THE FINANCIAL STATEMENTS

(Expressed in Renminbi Yuan unless otherwise indicated)

33 Loan from ultimate holding company

The loan was provided by Lingbao State-owned Assets Operation Limited Liability Company (靈寶市國有資產經營有限責任公司) and assumed by the Group upon the acquisition of Wason Copper-Foil during the year ended 31 December 2008. The loan is unsecured, interest-free and repayable on demand.

34 Capital and reserve

(a) Movements in components of equity

The reconciliation between the opening and closing balances of each component of the Group's consolidated equity is set out in the consolidated statement of changes in equity. Details of the changes in the Company's individual components of equity between the beginning and the end of the year are set out below:

The Company

	Share capital <i>(note 34(b))</i> RMB'000	Share premium <i>(note (i))</i> RMB'000	PRC Statutory reserves <i>(note (ii))</i> RMB'000	Retained profits RMB'000	Total equity RMB'000
At 1 January 2012	154,050	827,931	160,070	1,005,580	2,147,631
Changes in equity for 2012					
Total comprehensive income for the year	–	–	–	61,554	61,554
Profit appropriation	–	–	–	–	–
Appropriation of safety production fund	–	–	25,989	(25,989)	–
Utilisation of safety production fund	–	–	(25,989)	25,989	–
Dividends approved in respect of the previous year	–	–	–	(77,025)	(77,025)
At 31 December 2012 and 1 January 2013	154,050	827,931	160,070	990,109	2,132,160
Changes in equity for 2013					
Total comprehensive income for the year	–	–	–	(621,158)	(621,158)
Profit appropriation	–	–	–	–	–
Appropriation of safety production fund	–	–	27,335	(27,335)	–
Utilisation of safety production fund	–	–	(27,335)	27,335	–
Dividends approved in respect of the previous year	–	–	–	(53,917)	(53,917)
At 31 December 2013	154,050	827,931	160,070	315,034	1,457,085

NOTES TO THE FINANCIAL STATEMENTS

(Expressed in Renminbi Yuan unless otherwise indicated)

34 Capital and reserve (continued)

(a) Movements in components of equity (continued)

Notes:

(i) Share premium

The share premium represents the difference between the total amount of the par value of shares issued and the amount of the net proceeds received upon the global initial public offering. The application of the share premium account is governed by sections 168 and 169 of the PRC Company Law.

(ii) PRC statutory reserves

Transfers from retained earnings to the PRC statutory reserves were made in accordance with the relevant PRC rules and regulations and articles of association of the Company and its subsidiaries incorporated in the PRC.

The Company and the subsidiaries incorporated in the PRC are required to transfer 10% of their net profit, as determined in accordance with the PRC accounting standards and regulations, to the statutory surplus reserve (the "SSR") until the reserve balance reaches 50% of the registered capital. Subject to certain restrictions as set out in the relevant PRC regulations, the SSR may be converted to increase the share capital of the Company, provided that the remaining balance after the capitalisation is not less than 25% of the registered share capital.

Pursuant to the relevant regulations in the PRC, the Group is required to provide for safety production fund based on volume of ores excavated and sales amount of certain products.

For the year ended 31 December 2013, the Company transferred RMB27,335,000 (2012: RMB25,989,000) from retained earnings to specific reserve for the provision for the safety production fund, and transferred RMB27,335,000 (2012: RMB25,989,000) from reserves to retained earnings for the utilisation of the safety production fund according to relevant PRC regulations.

(iii) Exchange reserve

The exchange reserve comprises all foreign exchange differences arising from the translation of the financial statements of overseas operations. The reserve is dealt with in accordance with the accounting policies set out in note 1(x).

(iv) Other reserve

The excess of purchase consideration on acquisition of non-controlling interests over the carrying value of the share of net assets acquired are charged to other reserve.

NOTES TO THE FINANCIAL STATEMENTS

(Expressed in Renminbi Yuan unless otherwise indicated)

34 Capital and reserve (continued)

(b) Share capital

	2013		2012	
	Number of shares	RMB'000	Number of shares	RMB'000
Registered, issued and fully paid:				
Domestic shares of RMB0.20 each	472,975,091	94,595	472,975,091	94,595
H shares of RMB0.20 each	297,274,000	59,455	297,274,000	59,455
At 1 January and 31 December	770,249,091	154,050	770,249,091	154,050

The holders of Domestic shares and H shares are entitled to receive dividends as and when declared by the Company. All Domestic shares and H shares are ordinary shares and rank pari passu with the same rights and benefits.

(c) Distributability of reserves

According to the Listing Rules of the Main Board of the Stock Exchange, the amount of retained profits available for distribution to shareholders of the Company is the lower of the amount determined in accordance with the PRC Accounting Rules and Regulations and the amount determined in accordance with HKFRSs. At 31 December 2013, the amount of retained profits available for distribution was RMB315,034,000, being the amount determined in accordance with HKFRSs (2012: RMB990,109,000). After the end of the reporting period, the directors do not recommend the payment of a final dividend for the year ended 31 December 2013 (2012: RMB0.07 per share, amounting to RMB53,917,000). This dividend has not been recognised as a liability at the end of the reporting period.

(d) Statutory reserve – specific reserve

Pursuant to the relevant regulations in the PRC, the Group is required to provide for safety production fund based on volume of ores excavated and sales amount of certain products.

For the year ended 31 December 2013, the Group transferred RMB33,943,000 (2012: RMB38,003,000) from retained earnings to specific reserve provision for the safety production fund and transferred RMB33,943,000 (2012: RMB38,003,000) from specific reserve to retained earnings for the utilisation of the safety production fund according to relevant PRC regulations.

NOTES TO THE FINANCIAL STATEMENTS

(Expressed in Renminbi Yuan unless otherwise indicated)

34 Capital and reserve (continued)

(e) Capital management

The Board's policy is to maintain a strong capital base so as to maintain investor, creditor and market confidence and to sustain future development of the business. The Board of Directors actively and regularly reviews and manages its capital structure to maintain a balance between the higher shareholder returns that might be possible with higher levels of borrowings and the advantages and security afforded by a sound capital position, and makes adjustments to the capital structure in light of changes in economic conditions.

Consistent with industry practice, the Group monitors its capital structure on the basis of a net debt-to-adjusted capital ratio. For this purpose the Group defines net debt as total debt (which includes interest-bearing loans and borrowings, trade and other payables plus unaccrued proposed dividends, less cash and cash equivalents). Adjusted capital comprises all components of equity attributable to equity shareholders of the Company less unaccrued proposed dividends.

In order to maintain or adjust the ratio, the Group may adjust the amount of dividends payable to shareholders, issue new shares, return capital to shareholders, raise new debt financing or sell assets to reduce debt.

NOTES TO THE FINANCIAL STATEMENTS

(Expressed in Renminbi Yuan unless otherwise indicated)

34 Capital and reserve (continued)

(e) Capital management (continued)

The net debt-to-adjusted capital ratio at 31 December 2013 and 2012 was as follows:

	Note	The Group		The Company	
		2013	2012	2013	2012
		RMB'000	RMB'000	RMB'000	RMB'000
Current liabilities:					
– Trade and other payables	32	1,165,934	1,186,691	723,258	792,967
– Bank loans	30	1,721,954	2,779,345	1,307,037	2,504,060
– Other loan		2,081	2,378	2,081	2,378
– Loan from ultimate holding company	33	23,800	23,800	–	–
		2,913,769	3,992,214	2,032,376	3,299,405
Non-current liabilities:					
– Other payables	32	63,981	35,617	39,954	14,407
– Bank loans	30	1,368,117	734,562	1,056,500	190,000
– Debenture payable	31	700,000	700,000	700,000	700,000
		2,132,098	1,470,179	1,796,454	904,407
Total debt		5,045,867	5,462,393	3,828,830	4,203,812
Add: Proposed dividends	12(a)	–	53,917	–	53,917
Less: Cash and cash equivalents	29	(367,202)	(267,935)	(233,125)	(194,214)
Pledged deposits	28	(47,555)	(36,140)	(36,378)	(35,532)
Net debt		4,631,110	5,212,235	3,559,327	4,027,983
Total equity attributable to equity shareholders of the Company		1,663,494	2,387,956	1,457,085	2,132,160
Less: Proposed dividends	12(a)	–	(53,917)	–	(53,917)
Adjusted capital		1,663,494	2,334,039	1,457,085	2,078,243
Net debt-to-adjusted capital ratio		278%	223%	244%	194%

NOTES TO THE FINANCIAL STATEMENTS

(Expressed in Renminbi Yuan unless otherwise indicated)

34 Capital and reserve (continued)

(e) Capital management (continued)

There were no changes in the Group's approach to capital management during the year.

Neither the Company nor any of its subsidiaries are subject to externally imposed capital requirements.

35 Commitments and contingencies

(a) Capital commitments, representing purchase of property, plant and equipment and intangible assets outstanding at 31 December 2013 not provided for in the financial statements, were as follows:

	The Group		The Company	
	2013 RMB'000	2012 RMB'000	2013 RMB'000	2012 RMB'000
Authorised and contracted for	192,275	127,474	13,533	30,000
Authorised but not contracted for	382,227	596,481	84,883	104,060
	574,502	723,955	98,416	134,060

(b) At 31 December 2013, the total future minimum lease payments under non-cancellable operating leases are payable as follows:

	The Group	
	2013 RMB'000	2012 RMB'000
Within one year	2,839	2,776
After one year but within five years	8,136	6,132
After five years	1,646	1,438
	12,621	10,346

The Group is the lessee in respect of a number of properties under operating leases. The leases typically run for an initial period of one to ten years, with an option to renew the lease when all terms are renegotiated. None of the leases includes contingent rentals.

NOTES TO THE FINANCIAL STATEMENTS

(Expressed in Renminbi Yuan unless otherwise indicated)

35 Commitments and contingencies (continued)

(c) Environmental contingencies

To date, the Company and the Group's subsidiaries in the PRC have not incurred any significant expenditures for environment remediation and is currently not involved in any environmental remediation. In addition, the Company and the Group's subsidiaries in the PRC have not accrued any amounts for environmental remediation relating to its operations. Under existing legislation, management believes that there are no probable liabilities that will have a material adverse effect on the financial position or operating results of the Group. The PRC government, however, has moved and may move further towards more rigorous enforcement of applicable laws and towards the adoption of more stringent environmental standards. Environmental liabilities are subject to considerable uncertainties which affect the Group's ability to estimate the ultimate cost of remediation efforts. These uncertainties include: (i) the exact nature and extent of the contamination at various sites including, but not limited to mines, concentrators and smelting plants whether they are operating, closed and sold; (ii) the extent of required cleanup efforts; (iii) varying costs of alternative remediation strategies; (iv) changes in environmental remediation requirements; and (v) the identification of new remediation sites. The amount of such future costs is indeterminable due to such factors as the unknown magnitude of possible contamination and the unknown timing and extent of the corrective actions that may be required. Accordingly, the outcome of environmental liabilities under proposed or future environmental legislation cannot be reasonably estimated at present, and could be material. The Group paid normal routine pollutant discharge fee and environmental rehabilitation expenses of RMB1,919,000 (2012: RMB5,835,000) and RMB16,523,000 (2012: RMB16,075,000) respectively for the year ended 31 December 2013.

In accordance with the laws and regulations of the KR, the Group's subsidiary in the KR has present obligation with regards to dismantling of mine site facilities and equipment and site rehabilitation. Provision for decommissioning costs of RMB13,938,000 (2012: RMB14,369,000) was made in the consolidated financial statements for the year ended 31 December 2013.

NOTES TO THE FINANCIAL STATEMENTS

(Expressed in Renminbi Yuan unless otherwise indicated)

36 Financial risk management and fair values

Exposure to credit, liquidity, interest rate, gold price, other commodity price and foreign currency risks arises in the normal course of the Group's business. The Group's exposure to these risks and the financial risk management policies and practices used by the Group to manage these risks are described below.

(a) Credit risk

The carrying amounts of cash and cash equivalents, pledged deposits, trade and other receivables, deposits and prepayments and investment deposit represent the Group's maximum exposure to credit risk in relation to these financial assets. Substantially all of the Group's cash and cash equivalents and deposits are held in major financial institutions located in Hong Kong and mainland China, which management believes are of high credit quality.

The Group's exposure to credit risk is influenced mainly by the individual characteristics of each customer. The default risk of the industry and country in which customers operate also has an influence on credit risk but to a lesser extent.

The Group's major customers are Shanghai Gold Exchange and metallurgical companies in the PRC, which accounted for significant amounts of the Group's total revenues during the year.

For sales of gold, the Group has no significant credit risk as the transaction amounts of sales of gold are required to be settled immediately upon the delivery.

For sales of other metallic products, the Group trades only with recognised and creditworthy third parties. It is the Group's policy that all customers who wish to trade on credit terms are subject to credit verification procedures. In addition, receivable balances are monitored on an ongoing basis and the Group's exposure to bad debt is not significant. Normally, the Group does not obtain collateral from customers. The Group has certain concentration of credit risk on trade receivables as 8% (2012: 12%) and 27% (2012: 35%) of the total trade receivables was due from the Group's largest customer and the five largest customers other than Shanghai Gold Exchange respectively as at 31 December 2013.

In addition, the Group made purchase deposits of RMB269,027,000 (net of provision) (2012: RMB70,734,000) at 31 December 2013 to suppliers to secure its supplies of mineral sand which is the major raw materials in the smelting process. The balance represented 8.87% (2012: 1.60%) of the total current assets at 31 December 2013. The Group believes that the purchase deposits will be recovered through purchases from these suppliers in future periods. In the event that these suppliers ceased to provide mineral sand to the Group, the Group may expose itself to significant credit risk arising from the recoverability of the purchase deposits and hence the profitability will be adversely affected.

NOTES TO THE FINANCIAL STATEMENTS

(Expressed in Renminbi Yuan unless otherwise indicated)

36 Financial risk management and fair values (continued)

(a) Credit risk (continued)

In 2009, impairment losses on investment deposit of RMB80,000,000 (see note 22) and other receivables of RMB30,800,000 (see note 26(f)) were made in the consolidated financial statements. Management of the Group will continue to monitor the progress of the recoverability of the investments and chase for settlement of the outstanding balances from the debtor regularly. Management considers to carry out due diligence work on the proposed acquisition before investment decision is made in order to reduce the related credit risk.

The maximum exposure to credit risk without taking account of any collateral held is represented by the carrying amount of each financial asset in the consolidated statement of financial position after deducting any impairment allowance, and discounted and endorsed bills with full recourse which were derecognised by the Group (see note 26). The Group does not provide any other guarantees which would expose the Group to credit risk.

Further quantitative disclosures in respect of the Group's exposure to credit risk arising from trade and other receivables are set out in note 26.

(b) Liquidity risk

Liquidity risk is the risk that the Group will not be able to meet its financial obligations as and when they fall due. The Group's approach in managing liquidity is to ensure, as far as possible, that it will always have sufficient funding to meet its liabilities when due, under both normal and stressed conditions, without incurring unacceptable losses or risk damage to the Group's reputation.

The Group closely monitors cash flow requirements and optimising its cash return. The Group prepares cash flow forecasts and ensures it has sufficient cash for the servicing of operation, financial, and capital obligations. This excludes the potential impact of extreme circumstances that cannot be reasonably predicted, such as natural disasters.

NOTES TO THE FINANCIAL STATEMENTS

(Expressed in Renminbi Yuan unless otherwise indicated)

36 Financial risk management and fair values (continued)

(b) Liquidity risk (continued)

Other than discounted and endorsed bills with full recourse which were derecognised by the Group (see note 21), the following table details the remaining contractual maturities at the end of the reporting period of the Group's and the Company's non-derivative financial liabilities and derivative financial liabilities, which are based on contractual undiscounted cash flows (including interest payments computed using contractual rates or, if floating, based on rates current at the end of the reporting period) and the earliest date the Group and the Company can be required to pay:

The Group

	2013					2012						
	Contractual undiscounted cash outflow					Contractual undiscounted cash outflow						
	Within	More	More	More	Carrying	Within	More	More	More	Total	Carrying	
	1 year	than	than			than	1 year	than				than
or on	but less	but less	than	amount	or on	but less	but less	than	amount			
demand	2 years	5 years	5 years	at	demand	2 years	5 years	5 years	at			
RMB'000	RMB'000	RMB'000	RMB'000	RMB'000	RMB'000	RMB'000	RMB'000	RMB'000	RMB'000	RMB'000	RMB'000	
Bank loans	1,939,831	590,943	862,569	-	3,393,343	3,090,071	3,111,796	352,933	357,269	68,899	3,890,897	3,513,907
Other loan	2,081	-	-	-	2,081	2,081	2,378	-	-	-	2,378	2,378
Loan from ultimate holding company	23,800	-	-	-	23,800	23,800	23,800	-	-	-	23,800	23,800
Trade and other payables	1,165,934	-	-	-	1,165,934	1,165,934	1,184,181	-	-	-	1,184,181	1,184,181
Debentures payable	42,100	42,100	715,146	-	799,346	700,000	44,100	44,100	760,375	-	848,575	700,000
Non-current other payables	-	50,043	-	13,938	63,981	63,981	-	21,248	-	14,369	35,617	35,617
	3,173,746	683,086	1,577,715	13,938	5,448,485	5,045,867	4,366,255	418,281	1,117,644	83,268	5,985,448	5,459,883

NOTES TO THE FINANCIAL STATEMENTS

(Expressed in Renminbi Yuan unless otherwise indicated)

36 Financial risk management and fair values (continued)

(b) Liquidity risk (continued)

The Company

	2013					2012						
	Contractual undiscounted cash outflow					Contractual undiscounted cash outflow						
	More than 1 year	More than 2 years	More than 5 years	More than 5 years	Carrying amount at 31 Dec	Within 1 year or on demand	More than 1 year but less than 2 years	More than 2 years but less than 5 years	More than 5 years	Total	Carrying amount at 31 Dec	
	RMB'000	RMB'000	RMB'000	RMB'000	RMB'000	RMB'000	RMB'000	RMB'000	RMB'000	RMB'000	RMB'000	
Bank loans	1,479,467	474,756	653,888	-	2,608,111	2,363,537	2,779,732	19,496	189,442	-	2,988,670	2,694,060
Other loan	2,081	-	-	-	2,081	2,081	2,378	-	-	-	2,378	2,378
Trade and other payables	723,258	-	-	-	723,258	723,258	792,967	-	-	-	792,967	792,967
Amounts due to subsidiaries	90,645	-	-	-	90,645	90,645	97,566	-	-	-	97,566	97,566
Debentures payable	42,100	42,100	715,146	-	799,346	700,000	44,100	44,100	760,375	-	848,575	700,000
Non-current other payables	-	39,954	-	-	39,954	39,954	-	14,407	-	-	14,407	14,407
	2,337,551	556,810	1,369,034	-	4,263,395	3,919,475	3,716,743	78,003	949,817	-	4,744,563	4,301,378

NOTES TO THE FINANCIAL STATEMENTS

(Expressed in Renminbi Yuan unless otherwise indicated)

36 Financial risk management and fair values (continued)

(c) Interest rate risk

The Group's interest rate risk arises primarily from interest-bearing borrowings. Borrowings issued at variable rates and at fixed rates expose the Group to cash flow interest rate risk and fair value interest rate risk respectively. Management monitors interest rate exposures and will consider hedging significant interest rate risk should the need arise. The Group's interest rate profile as monitored by management is set out below.

(i) Interest rate profile

The following table details the interest rate profile of the Group's and the Company's net borrowings at the end of the reporting period.

	The Group				The Company			
	2013		2012		2013		2012	
	Interest rate %	RMB'000	Interest rate %	RMB'000	Interest rate %	RMB'000	Interest rate %	RMB'000
Net fixed rate borrowings:								
Bank loans	3.00~6.30	1,613,537	3.50~6.56	1,615,060	3.00~6.30	1,523,537	3.50~6.56	1,520,060
Net variable rate borrowings:								
Bank loans	2.15~7.05	1,476,534	2.31~6.89	1,898,846	6.15~6.30	840,000	5.53~6.89	1,174,000
Other loan	3.30	2,081	3.30	2,378	3.30	2,081	3.30	2,378
Debenture payable	5.95~6.10	700,000	6.10~6.45	700,000	5.95~6.10	700,000	6.10~6.45	700,000
Less: Cash and cash equivalents	0~2.95	(367,202)	0~2.85	(267,935)	0.35~1.27	(233,125)	0.35~1.27	(194,214)
Pledged deposits	0~1.15	(47,555)	0.35~2.60	(36,140)	0.35~1.15	(36,378)	0.35~2.60	(35,532)
		<u>1,763,858</u>		<u>2,297,149</u>		<u>1,272,578</u>		<u>1,646,632</u>
Total net borrowings		<u>3,377,395</u>		<u>3,912,209</u>		<u>2,796,115</u>		<u>3,166,692</u>
Net fixed rate borrowings as a percentage of total net borrowings		<u>48%</u>		<u>41%</u>		<u>54%</u>		<u>48%</u>

NOTES TO THE FINANCIAL STATEMENTS

(Expressed in Renminbi Yuan unless otherwise indicated)

36 Financial risk management and fair values (continued)

(c) Interest rate risk (continued)

(ii) Sensitivity analysis

The Group does not account for any fixed rate borrowings at fair value through profit or loss. Therefore a change in interest rate at the reporting date would not affect profit or loss.

As at 31 December 2013, it is estimated that a general increase/decrease of 100 basis points in variable interest rates, with all other variables held constant, would increase/decrease the Group's net loss for the year and decrease/increase the Group's retained earnings by approximately RMB14,160,000 (decrease/increase the Group's net profit and retained earnings for 2012: RMB18,019,000). This sensitivity analysis has been determined assuming that the change in interest rates had occurred at the end of reporting period and the change was applied to the Group's variable rate borrowings at that date with exposure to cash flow interest rate risk. The impact on the Group's loss after tax (2012: profit after tax) and retained earnings is estimated as an annualised impact on interest expense or income of such a change in interest rates. The analysis is performed on the same basis for 2012.

(d) Commodity price and foreign currency risk

Gold price risk arises from the risk of an adverse effect on current or future earnings resulting from fluctuations in the price of gold. The international gold market is predominately priced in US dollars which exposes the Group to the risk that fluctuations in RMB/US dollar exchange rates may also have an adverse effect on current or future earnings. The Group is also exposed to certain by-product commodity price risk.

A number of products, including derivatives, are used to manage the gold and copper price risks that arise out of the Group's core business activities. Commodity derivative contracts are entered into with independent futures trading agents and commodity-linked financial instruments are used by the Group to manage these risks. The notional amounts of the Group's and the Company's commodity derivative contracts at 31 December 2013 and 2012 were nil.

The Group is exposed to currency risk primarily through bank deposits, trade and other receivables, trade and other payables and bank loans that are denominated in a currency other than the functional currency of the operations to which they relate. The currencies giving rise to this risk are primarily United States dollars ("USD").

NOTES TO THE FINANCIAL STATEMENTS

(Expressed in Renminbi Yuan unless otherwise indicated)

36 Financial risk management and fair values (continued)

(d) Commodity price and foreign currency risk (continued)

(i) Exposure to currency risk

The following table details the Group's and the Company's exposure at the end of the reporting period to currency risk arising from recognised assets or liabilities denominated in a currency other than the functional currency of the entities to which they relate. For presentation purposes, the amounts of the exposure are shown in Renminbi, translated of the financial statements of foreign operations into the Group's presentation currency.

The Group

	Exposure to foreign currencies (expressed in Renminbi)	
	2013 USD RMB'000	2012 USD RMB'000
Trade and other receivables	72,950	71,042
Cash and cash equivalents	18,991	4,390
Trade and other payables	(9,437)	–
Bank loans	(144,802)	(149,285)
Overall net exposure	(62,298)	(73,853)

The Company

	Exposure to foreign currencies (expressed in Renminbi)	
	2013 USD RMB'000	2012 USD RMB'000
Amounts due from subsidiaries	150,259	154,907
Overall net exposure	150,259	154,907

NOTES TO THE FINANCIAL STATEMENTS

(Expressed in Renminbi Yuan unless otherwise indicated)

36 Financial risk management and fair values (continued)

(d) Commodity price and foreign currency risk (continued)

(ii) Sensitivity analysis

The following table indicates the instantaneous change in the Group's loss after tax (2012: profit after tax) and retained profits that would arise if foreign exchange rates to which the Group has significant exposure at the end of the reporting period had changed at that date, assuming all other risk variables remained constant.

The Group

	2013		2012	
	Increase/ (decrease) in foreign exchange rates %	Increase/ (decrease) in loss after tax and (decrease)/ increase in retained profits RMB'000	Increase/ (decrease) in foreign exchange rates %	(Decrease)/ increase in profit after tax and retained profits RMB'000
USD	3 (3)	(1,500) 1,500	3 (3)	(1,822) 1,822

Result of the analysis as presented in the above table represent an aggregation of the instantaneous effects on each of the Group entities' loss after tax (2012: profit after tax) and equity measured in the respective functional currencies, translated into Renminbi at the exchange rate ruling at the end of the reporting period for presentation purposes.

The sensitivity analysis assumes that the change in foreign exchange rates had been applied to re-measure those financial instruments held by the Group which expose the Group to foreign currency risk at the end of the reporting period, including inter-company payables and receivables within the Group which are denominated in a currency other than the functional currencies of the lender or the borrower. The analysis excludes differences that would result from the translation of the financial statements of foreign operations in the Group's presentation currency. The analysis is performed on the same basis for 2012.

NOTES TO THE FINANCIAL STATEMENTS

(Expressed in Renminbi Yuan unless otherwise indicated)

36 Financial risk management and fair values (continued)

(e) Business risk

During the year ended 31 December 2013, the Group's supplies of direct materials from independent third parties for smelting segment represent 89.7% (2012: 86.7%) of the Group's total direct materials, in which, the top five suppliers in 2013 represent 24.7% (2012: 29.8%) of the Group's total direct materials. Although the Group believes that it maintains good relationships with its suppliers, there can be no assurance that its suppliers will continue to sell to the Group on normal commercial terms as and when needed. In the event that these suppliers cease to sell to the Group and the Group could not secure other sources of supply, the Group's turnover and profitability will be adversely affected.

(f) Fair value

(i) *Financial instruments carried at fair value*

Fair value hierarchy

The following table presents the fair value of the Group's financial instruments measured at the end of the reporting period on a recurring basis, categorised into the three-level fair value hierarchy as defined in HKFRS 13, Fair value measurement. The level into which a fair value measurement is classified is determined with reference to the observability and significance of the inputs used in the valuation technique as follows:

- Level 1 valuations: Fair value measured using only Level 1 inputs i.e. unadjusted quoted prices in active markets for identical assets or liabilities at the measurement date
- Level 2 valuations: Fair value measured using Level 2 inputs i.e. observable inputs which fail to meet Level 1, and not using significant unobservable inputs. Unobservable inputs are inputs for which market data are not available
- Level 3 valuations: Fair value measured using significant unobservable inputs

At 31 December 2013 and 2012, the Group and the Company didn't hold any material financial instruments carried at fair value.

(ii) *Fair value of financial assets and liabilities carried at other than fair value*

All financial instruments carried at cost or amortised cost are carried at amounts not materially different from their fair values as at 31 December 2013 and 2012.

NOTES TO THE FINANCIAL STATEMENTS

(Expressed in Renminbi Yuan unless otherwise indicated)

37 Segment reporting

The Group manages its businesses by divisions, which are organised by a mixture of business lines (production processes, products and services) and geography. In a manner consistent with the way in which information is reported internally to the Group's most senior executive management for the purposes of resource allocation and performance assessment, the Group has presented the following four reportable segments. Operating segments with similar nature of the production process, products and services have been aggregated to form the following reportable segments.

- Mining – PRC – Gold mining and mineral ores processing operations in the PRC
- Mining – KR – Gold mining and mineral ores processing operations in the KR
- Smelting – Gold and other metal smelting and refinery operations carried out in the PRC.
- Copper processing – Copper processing operation carried out in the PRC.

(a) Segment results, assets and liabilities

For the purposes of assessing segment performance and allocating resources between segments, the Group's senior executive management monitors the results, assets and liabilities attributable to each reportable segment on the following bases:

Segment assets include all tangible assets, intangible assets, deferred tax assets and current assets with the exception of investments in financial assets and other corporate assets managed by head office. Segment liabilities include trade creditors and accruals attributable to the activities of the individual segments, deferred tax liabilities and bank and other borrowings managed directly by the segments with the exception of bank borrowings managed by head office.

Revenue and expenses are allocated to the reportable segments with reference to sales generated by those segments and the expenses incurred by those segments or which otherwise arise from the depreciation or amortisation of assets attributable to those segments. However, other than reporting inter-segment sales of goods, assistance provided by one segment to another, including sharing of assets and technical know-how, is not measured.

NOTES TO THE FINANCIAL STATEMENTS

(Expressed in Renminbi Yuan unless otherwise indicated)

37 Segment reporting (continued)

(a) Segment results, assets and liabilities (continued)

Information regarding the Group's reportable segments as provided to the Group's most senior executive management for the purposes of resource allocation and assessment of segment performance for the year ended 31 December 2013 and 2012 is set out below.

	Mining – PRC		Mining – KR		Smelting		Copper processing		Total	
	2013	2012	2013	2012	2013	2012	2013	2012	2013	2012
	RMB'000	RMB'000	RMB'000	RMB'000	RMB'000	RMB'000	RMB'000	RMB'000	RMB'000	RMB'000
Revenue from external customers	-	-	-	-	7,142,718	5,439,351	808,218	960,440	7,950,936	6,399,791
Inter-segment revenue	768,772	1,039,286	972	140,206	173,875	256,317	-	-	943,619	1,435,809
Sales tax	(55)	(142)	-	-	(8,375)	(6,338)	(422)	(5)	(8,852)	(6,485)
Reportable segment revenue	768,717	1,039,144	972	140,206	7,308,218	5,689,330	807,796	960,435	8,885,703	7,829,115
Reportable segment profit/(loss)	3,122	323,465	(74,515)	28,158	(563,544)	189,490	41,527	61,792	(593,410)	602,905
Reportable segment assets	2,002,471	1,973,618	829,407	851,995	2,174,852	3,729,502	1,578,374	1,406,607	6,585,104	7,961,722
Reportable segment liabilities	881,676	770,223	938,825	872,040	1,940,392	2,572,942	1,319,093	1,162,767	5,079,986	5,377,972
Other segment information										
Interest expenses	(19,482)	(24,869)	(16,221)	(16,532)	(89,763)	(88,999)	(21,753)	(33,472)	(147,219)	(163,872)
Net foreign exchange gain/(losses)	(8)	1	(3,432)	(106)	(966)	81	(2,679)	663	(7,085)	639
Depreciation and amortisation for the year	(91,058)	(123,099)	(33,979)	(47,801)	(43,513)	(43,567)	(47,071)	(49,059)	(215,621)	(263,526)
(Provision)/reversal of impairment on:										
– trade and other receivables	-	-	-	-	129	(653)	(1,240)	(2,111)	(1,111)	(2,764)
– purchase deposits	-	-	-	-	(11,535)	(4,263)	-	-	(11,535)	(4,263)
– property, plant and equipment	(22,584)	-	-	-	-	-	-	-	(22,584)	-
– intangible assets	(329)	(4,349)	-	-	-	-	-	-	(329)	(4,349)
– goodwill	(34,058)	-	-	-	-	-	-	-	(34,058)	-

NOTES TO THE FINANCIAL STATEMENTS

(Expressed in Renminbi Yuan unless otherwise indicated)

37 Segment reporting (continued)

(b) Reconciliations of reportable segment revenues, profit or loss, assets and liabilities

	2013 RMB'000	2012 RMB'000
Revenue		
Reportable segment revenue	8,885,703	7,829,115
Elimination of inter-segment revenue	(943,619)	(1,435,809)
Consolidated revenue	7,942,084	6,393,306
Profit		
Reportable segment (loss)/profit	(593,410)	602,905
Elimination of inter-segment profits	157,745	(58,426)
Reportable segment (loss)/profit derived from the Group's external customers	(435,665)	544,479
Other net loss	(72,915)	(1,078)
Finance costs	(239,017)	(241,281)
Unallocated head office and corporate expenses	(99,164)	(77,423)
Consolidated (loss)/profit before taxation	(846,761)	224,697
Assets		
Reportable segment assets	6,585,104	7,961,722
Elimination of inter-segment receivables	(439,687)	(326,261)
Elimination of unrealised profits	(4,159)	(143,876)
	6,141,258	7,491,585
Other investments	10,504	10,504
Cash and cash equivalents managed by head office	23,709	38,755
Unallocated head office and corporate assets	548,075	378,190
Consolidated total assets	6,723,546	7,919,034

NOTES TO THE FINANCIAL STATEMENTS

(Expressed in Renminbi Yuan unless otherwise indicated)

37 Segment reporting (continued)

(b) Reconciliations of reportable segment revenues, profit or loss, assets and liabilities (continued)

	2013 RMB'000	2012 RMB'000
Liabilities		
Reportable segment liabilities	5,079,986	5,377,972
Elimination of inter-segment payables	(439,688)	(326,261)
	4,640,298	5,051,711
Unallocated head office and corporate liabilities	407,045	432,673
Consolidated total liabilities	5,047,343	5,484,384

38 Immediate and ultimate controlling party

At 31 December 2013, the directors consider the immediate parent and the ultimate controlling party of the Group to be Lingbao State-owned Assets Operation Limited Liability Company, a state-owned enterprise established in the PRC. This entity does not produce financial statements available for public use.

39 Related party transactions

Particulars of transactions with related parties during the year ended 31 December 2013 are as follows:

(a) Transactions with state-controlled entities in the PRC

The Group is a state-controlled entity and operates in an economic regime currently dominated by entities directly or indirectly controlled by the PRC government ("state-controlled entities") through its government authorities, agencies, affiliations and other organisations.

Transactions with other state-controlled entities include but are not limited to the following:

- sales and purchase of goods and ancillary materials;
- rendering and receiving of utilities and other services;
- purchase of property, plant and equipment; and
- depositing and obtaining financial facilities.

NOTES TO THE FINANCIAL STATEMENTS

(Expressed in Renminbi Yuan unless otherwise indicated)

39 Related party transactions (continued)

(a) Transactions with state-controlled entities in the PRC (continued)

These transactions are conducted in the ordinary course of the Group's business on terms comparable to those with other entities that are not state-controlled. The Group has established its buying, pricing strategy and approval process for purchases and sales of products and services. Such buying, pricing strategy and approval processes do not depend on whether the counterparties are state-controlled entities or not.

Having considered the transactions potentially affected by related party relationships, the Group's pricing strategy, procurement policies and approval processes, and the information that would be necessary for an understanding of the potential effect of the related party relationship on the financial statements, the directors are of the opinion that the following related party transactions require disclosure of numeric details:

Transactions with state-controlled banks

The Group deposits its cash with several state-controlled banks in the PRC. The Group also obtains short-term and long-term loans from these banks in the ordinary course of business. The interest rates of the bank deposits and loans are regulated by the People's Bank of China. The Group's interest income generated from and interest expenses incurred to these state-controlled banks in the PRC are as follows:

	2013	2012
	RMB'000	RMB'000
Interest income	3,738	4,405
Interest expenses	185,720	183,096

NOTES TO THE FINANCIAL STATEMENTS

(Expressed in Renminbi Yuan unless otherwise indicated)

39 Related party transactions (continued)

(a) Transactions with state-controlled entities in the PRC (continued)

The amounts of cash deposited at and loans from state-controlled banks in the PRC included in the following account captions are summarised as follows:

	At	At
	31 December	31 December
	2013	2012
	RMB'000	RMB'000
Cash and cash equivalents at state-controlled banks in the PRC	380,216	263,938
Short-term loans and current portion of long-term loans	1,641,954	2,699,344
Long-term loans excluding current portion of long-term loans	1,368,117	734,562
Total loans from state-controlled banks in the PRC	3,010,071	3,433,906

(b) Key management personnel remuneration

Remuneration for key management personnel of the Group, including amounts paid to the Company's directors and supervisors as disclosed in note 9 is as follows:

	2013	2012
	RMB'000	RMB'000
Short-term employee benefits	4,097	4,620
Post-employment benefits	150	126
	4,247	4,746

Total remuneration is included in "staff costs" (see note 6).

40 Accounting estimates and judgements

Key sources of estimation uncertainty

Notes 18 and 36(g) contain information about the assumptions and their risk factors relating to valuation of goodwill impairment and fair value of financial assets. Other key sources of estimation uncertainty are as follows:

(i) *Depreciation and amortisation of mining related assets and reserves estimates*

As explained in notes 1(g) and 1(h), mining shafts, mining rights and mining development assets are depreciated and amortised using the units of production method based on the proved and probable mineral reserves.

Engineering estimates of the Group's gold reserves are inherently imprecise and represent only approximate amounts because of the subjective judgements involved in developing such information. There is Chinese system, which is the national standard set by the PRC Government, regarding the engineering criteria that have to be met before estimated gold reserves can be designated as "proved and probable". Proved and probable gold reserve estimates are updated at regular basis and have taken into account recent production and technical information about each mine. In addition, as prices and cost levels change from year to year, the estimate of proved and probable gold reserves also changes. This change is considered a change in estimate for accounting purposes and is reflected on a prospective basis in related depreciation rates.

Despite the inherent imprecision in these engineering estimates, these estimates are used in determining depreciation expenses and impairment losses. Depreciation rates are determined based on estimated proved and probable gold reserve quantity (the denominator) and capitalised costs of mining shafts and mining rights (the numerator). The capitalised cost of mining shafts and mining rights are amortised based on the units of gold produced.

(ii) *Impairments*

In considering the impairment losses that may be required for certain of the Group's assets which include property, plant and equipment, construction in progress, lease prepayments, intangible assets, goodwill and investments in its subsidiaries, recoverable amount of the assets need to be determined. The recoverable amount is the greater of the net selling price and the value in use. It is difficult to precisely estimate selling price because quoted market prices for these assets may not be readily available. In determining the value in use, expected cash flows generated by the assets are discounted to their present value, which requires significant judgement relating to items such as level of sales volume, selling price and the amount of operating costs. The Group uses all readily available information in determining an amount that is a reasonable approximation of recoverable amount, including estimates based on reasonable and supportable assumptions and projections of items such as sales volume, selling price and the amount of operating costs.

NOTES TO THE FINANCIAL STATEMENTS

(Expressed in Renminbi Yuan unless otherwise indicated)

40 Accounting estimates and judgements (continued)

Key sources of estimation uncertainty (continued)

(ii) *Impairments (continued)*

In considering the impairment losses that may be required for current receivables, future cashflows need to be determined. One of the key assumptions that has to be applied is about the ability of the debtors to settle the receivables. Despite that the Group has used all available information to make this estimation, inherent uncertainty exists and actual write-offs may be higher than the amount estimated.

(iii) *Net realisable value of inventories*

Inventories are carried at the lower of cost and net realisable value. Net realisable value is the estimated selling price in the ordinary course of business less the estimated cost of completion and the estimated cost necessary to make the sale. In estimating the net realisable value, future cashflows need to be determined. One of the key estimates that has to be made is about the future selling price, it is possible that the recent selling price is not indicative of the future selling price. Any increase or decrease in selling price would affect profit or loss in future years.

(iv) *Depreciation*

Other than the mining shafts, mining rights and mining development assets, property, plant and equipment and other intangible assets are depreciated on a straight-line basis over the estimated useful lives of the assets, after taking into account the estimated residual value. The Group reviews annually the useful life of an asset and its residual value, if any. The useful lives are based on the Group's historical experience with similar assets and taking into account anticipated technological changes. The depreciation expense for future periods is adjusted if there are significant changes from previous estimation.

(v) *Recognition of deferred tax assets*

Deferred tax assets carried forward are recognised and measured based on the expected manner of realisation or settlement of the carrying amount of the assets, using tax rates enacted or substantively enacted at the end of the reporting period. In determining the carrying amounts of deferred tax assets, expected taxable profits are estimated which involves a number of assumptions relating to the operating environment of the Group and requires significant level of judgement exercised by the directors. Any change in such assumptions and judgement would affect the carrying amounts of deferred tax assets to be recognised and hence the net profit in future years.

NOTES TO THE FINANCIAL STATEMENTS

(Expressed in Renminbi Yuan unless otherwise indicated)

41 Possible impact of amendments, new standards and interpretations issued but not yet effective for the year ended 31 December 2013

Up to the date of issue of these financial statements, the HKICPA has issued the following amendments, new standards and interpretations which are not yet effective for the year ended 31 December 2013 and which have not been adopted in these financial statements. These include the following which may be relevant to the Group.

	Effective for accounting periods beginning on or after
Amendments to HKAS 32, <i>Financial instruments: Presentation – Offsetting financial assets and financial liabilities</i>	1 January 2014
Amendments to HKAS 36, <i>Recoverable amount disclosures for non-financial assets</i>	1 January 2014
Amendments to HKFRS 10, HKFRS 12 and HKAS 27, <i>Investment entities</i>	1 January 2014
Amendments to HKAS 39, <i>Novation of derivatives and continuation of hedge accounting</i>	1 January 2014
HKFRIC 21, <i>Levies</i>	1 January 2014
<i>Annual improvements to HKFRSs 2010-2012 cycle</i>	1 July 2014
<i>Annual improvements to HKFRSs 2011-2013 cycle</i>	1 July 2014
HKFRS 9, <i>Financial instruments</i> (2009)	Unspecified
HKFRS 9, <i>Financial instruments</i> (2010)	Unspecified
Amendments to HKFRS 9, <i>Financial instruments</i> and HKFRS 7 <i>Financial instruments: Disclosures – Mandatory effective date and transition disclosures</i>	Unspecified
HKFRS 9, <i>Financial instruments: Hedge accounting and amendments to HKFRS 9, HKFRS 7 and HKAS 39 (2013)</i>	Unspecified

The Group is in the process of making an assessment of what the impact of these amendments is expected to be in the period of initial application. So far it has concluded that the adoption of them is unlikely to have a significant impact on the consolidated financial statements.

FIVE YEARS SUMMARY

	Year ended 31 December				
	2013 RMB'000	2012 RMB'000	2011 RMB'000	2010 RMB'000	2009 RMB'000
Assets and liabilities					
Non-current assets	3,691,018	3,492,892	3,337,279	3,189,217	2,913,643
Net current assets	117,442	412,030	769,012	141,144	721,054
Total assets less current liabilities	3,808,460	3,904,922	4,106,291	3,330,361	3,634,697
Non-current liabilities	2,132,257	1,470,272	1,759,925	1,222,404	1,752,560
NET ASSETS	1,676,203	2,434,650	2,346,366	2,107,957	1,882,137
Share capital	154,050	154,050	154,050	154,050	154,050
Reserves	1,509,444	2,233,906	2,145,280	1,912,871	1,678,477
Total equity attributable to equity shareholders of the Company	1,663,494	2,387,956	2,299,330	2,066,921	1,832,527
Minority interests	12,709	46,694	47,036	41,036	49,610
TOTAL EQUITY	1,676,203	2,434,650	2,346,366	2,107,957	1,882,137
Operating results					
Turnover	7,942,084	6,393,306	5,720,835	4,834,554	3,961,670
(Loss)/profit from operations	(607,744)	465,978	593,236	478,273	268,140
Finance costs	(239,017)	(241,281)	(156,329)	(92,019)	(96,466)
(Loss)/profit before taxation	(846,761)	224,697	436,907	386,254	171,674
Income tax	138,478	(59,807)	(128,121)	(128,377)	(51,433)
(Loss)/profit for the year	(708,283)	164,890	308,786	257,877	120,241
Attributable to:					
Equity shareholders of the Company	(673,365)	165,335	310,562	266,451	118,044
Minority interests	(34,918)	(445)	(1,776)	(8,574)	2,197
(Loss)/profit for the year	(708,283)	164,890	308,786	257,877	120,241