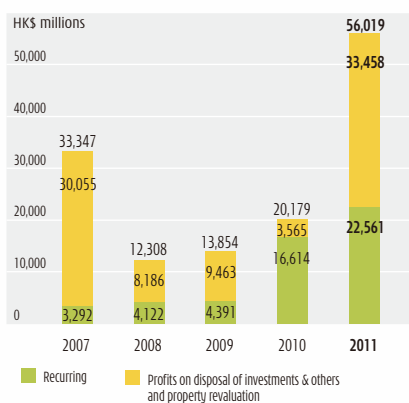


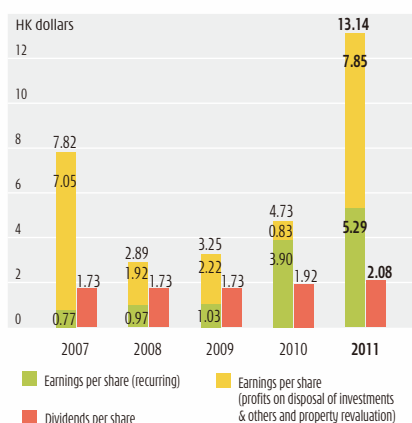
Key Financial Information

	2011 HK\$ millions	2010 Restated ⁽⁵⁾ HK\$ millions	Change
Reported profit attributable to ordinary shareholders of the Company	56,019	20,179	+178%
Reported earnings per share (HK\$)	13.14	4.73	+178%
Recurring profit attributable to ordinary shareholders of the Company	22,561	16,614	+36%
Recurring earnings per share (HK\$)	5.29	3.90	+36%
Dividends per share (HK\$)	2.08	1.92	+8.3%
Total assets	720,544	721,301	–
Net assets	398,783	357,259	+12%
Net assets attributable to shareholders of the Company per ordinary share (HK\$)	80.7	70.0	+15%
Funds from operations before capital expenditures and working capital changes (“FFO”)	29,112	32,882	-11%
Proceeds on disposal / de-recognition of subsidiary companies	35,609	(69)	+51,707%
Capital expenditures - Fixed assets, investment properties and others	25,231	22,198	+14%
Capital expenditures - Telecommunications licences	5,693	146	+3,799%
Total cash, liquid funds and other listed investments	86,778	116,237	-25%
Total principal amount of bank and other debts	213,854	247,362	-14%
Net debt ⁽⁴⁾	127,076	131,125	-3%
Net debt to net total capital ratio ⁽⁴⁾	23.8%	26.0%	-2.2%
Credit rating:			
Moody's	A3	A3	
Standard & Poor's	A-	A-	
Fitch	A-	A-	

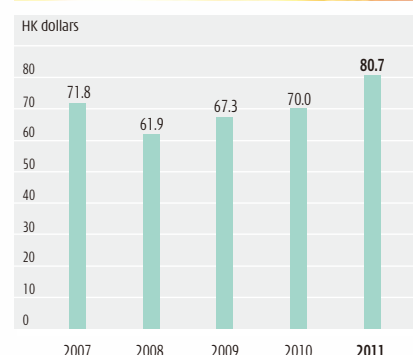
Profit Attributable to Ordinary Shareholders



Earnings and Dividends per Ordinary Share



Net Assets Attributable to Shareholders of the Company per Ordinary Share



Net Debt to Net Total Capital Ratio



Debt Maturity Profile at 31 December 2011

